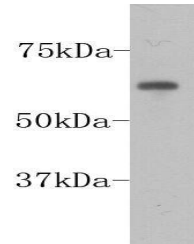


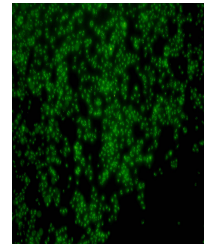
## Product Datasheet

### PGBD5 Antibody (orb620969)

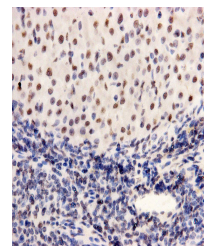
<b>Description</b>	PGBD5 Antibody
<b>Species/Host</b>	Mouse
<b>Reactivity</b>	Human, Mouse
<b>Conjugation</b>	Unconjugated
<b>Tested Applications</b>	ICC, IHC, WB
<b>Storage</b>	Store at -20°C for long term preservation (recommended). Store at 4°C for short term use.
<b>Note</b>	For research use only
<b>Clonality</b>	Monoclonal
<b>Uniprot ID</b>	<b>Q8N414</b>
<b>Expiration Date</b>	12 months from date of receipt.



Western blot analysis on F9 cell lysates...



Immunofluorescent staining of F9 cells u...



Immunohistochemical analysis of human lu...