

## Product Datasheet

# MMP12 Recombinant Rabbit Monoclonal Antibody (orb612218)

<b>Description</b>	MMP12 Recombinant Rabbit Monoclonal Antibody
<b>Species/Host</b>	Rabbit
<b>Reactivity</b>	Human
<b>Conjugation</b>	Unconjugated
<b>Tested Applications</b>	IF, IHC-Fr, IHC-P, WB
<b>Immunogen</b>	KLH conjugated synthetic peptide derived from human MMP12
<b>Target</b>	MMP12
<b>Preservatives</b>	0.01M TBS (pH7.4) with 1% rAlbumin, 0.02% Proclin300 and 50% Glycerol.
<b>Form/Appearance</b>	Liquid
<b>Concentration</b>	1mg/ml
<b>Storage</b>	Maintain refrigerated at 2-8°C for up to 2 weeks. For long term storage store at -20°C in small aliquots to prevent freeze-thaw cycles.
<b>Note</b>	For research use only
<b>Isotype</b>	IgG
<b>Clonality</b>	Recombinant
<b>Clone Number</b>	1A4
<b>MW</b>	42 kDa
<b>Uniprot ID</b>	<b>P39900</b>

**Biorbyt Ltd.**

7 Signet Court, Swann's Road,  
Cambridge, CB5 8LA, United Kingdom  
Email: [info@biorbyt.com](mailto:info@biorbyt.com), [support@biorbyt.com](mailto:support@biorbyt.com)  
Phone: [+44 \(0\) 1223 859-353](tel:+44(0)1223859353) | Fax: [+1 \(415\) 651-8558](tel:+1(415)6518558)

**Biorbyt LLC.**

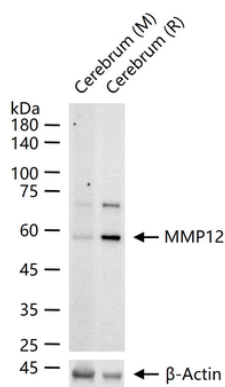
68 TW Alexander Drive,  
Durham, NC, 27713, United States  
Email: [info@biorbyt.com](mailto:info@biorbyt.com), [support@biorbyt.com](mailto:support@biorbyt.com)  
Phone: [+1 \(415\) 906-5211](tel:+1(415)9065211) | Fax: [+1 \(415\) 651-8558](tel:+1(415)6518558)

**Dilution Range**

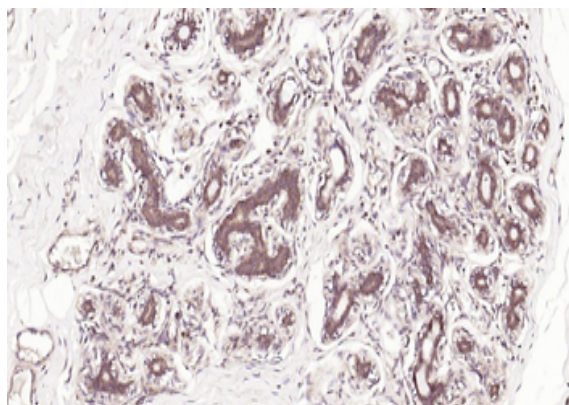
WB=1:1000-2000, IHC-P=1:100-500, IHC-F=1:100-500, IF=1:100-500

**Expiration Date**

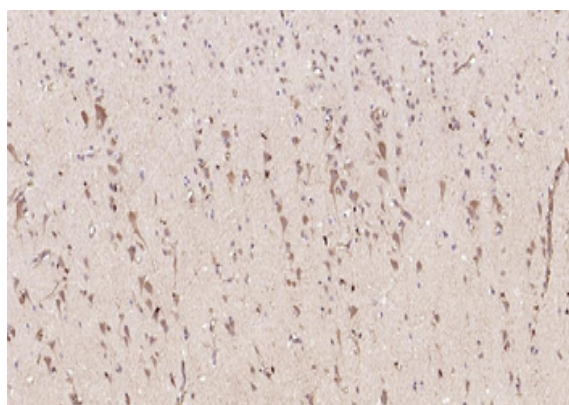
12 months from date of receipt.



25  $\mu$ g total protein per lane of various lysates probed with MMP12 monoclonal antibody, unconjugated (orb612218) at 1:1000 dilution and 4°C overnight incubation. Followed by conjugated secondary antibody incubation at r.t. for 60 min.



Paraformaldehyde-fixed, paraffin embedded Human Breast Cancer, Antigen retrieval by boiling in sodium citrate buffer (pH6.0) for 15 min, Antibody incubation with MMP12 Monoclonal Antibody, Unconjugated (orb612218) at 1:100 overnight at 4°C, followed by conjugation to the SP Kit (Rabbit) and DAB staining.



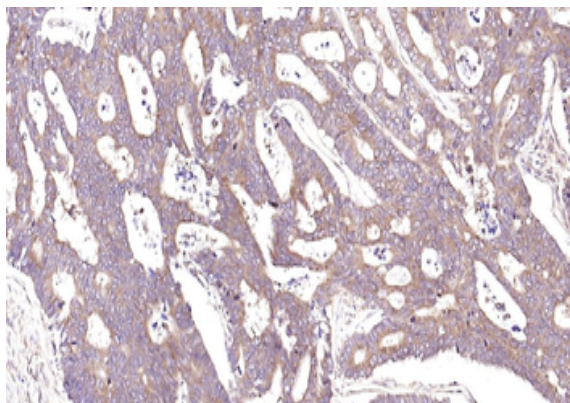
Paraformaldehyde-fixed, paraffin embedded Human Cerebrum, Antigen retrieval by boiling in sodium citrate buffer (pH6.0) for 15 min, Antibody incubation with MMP12 Monoclonal Antibody, Unconjugated (orb612218) at 1:100 overnight at 4°C, followed by conjugation to the SP Kit (Rabbit) and DAB staining.

**Biorbyt Ltd.**

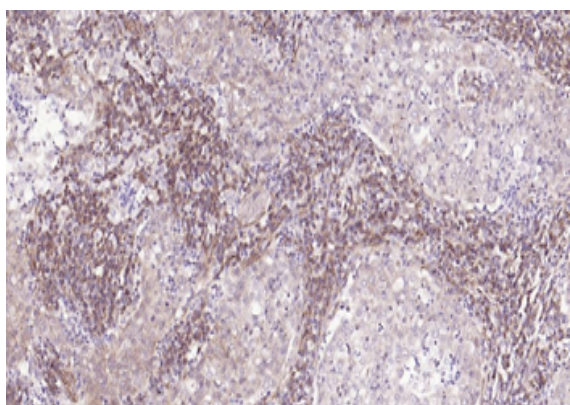
7 Signet Court, Swann's Road,  
Cambridge, CB5 8LA, United Kingdom  
Email: [info@biorbyt.com](mailto:info@biorbyt.com), [support@biorbyt.com](mailto:support@biorbyt.com)  
Phone: [+44 \(0\) 1223 859-353](tel:+44(0)1223859353) | Fax: [+1 \(415\) 651-8558](tel:+1(415)6518558)

**Biorbyt LLC.**

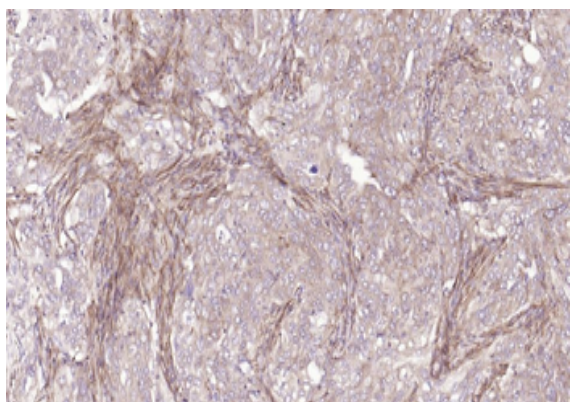
68 TW Alexander Drive,  
Durham, NC, 27713, United States  
Email: [info@biorbyt.com](mailto:info@biorbyt.com), [support@biorbyt.com](mailto:support@biorbyt.com)  
Phone: [+1 \(415\) 906-5211](tel:+1(415)9065211) | Fax: [+1 \(415\) 651-8558](tel:+1(415)6518558)



Paraformaldehyde-fixed, paraffin embedded Human Colon Cancer, Antigen retrieval by boiling in sodium citrate buffer (pH6.0) for 15 min, Antibody incubation with MMP12 Monoclonal Antibody, Unconjugated (orb612218) at 1:100 overnight at 4°C, followed by conjugation to the SP Kit (Rabbit) and DAB staining.



Paraformaldehyde-fixed, paraffin embedded Human Gastric Cancer, Antigen retrieval by boiling in sodium citrate buffer (pH6.0) for 15 min, Antibody incubation with MMP12 Monoclonal Antibody, Unconjugated (orb612218) at 1:100 overnight at 4°C, followed by conjugation to the SP Kit (Rabbit) and DAB staining.



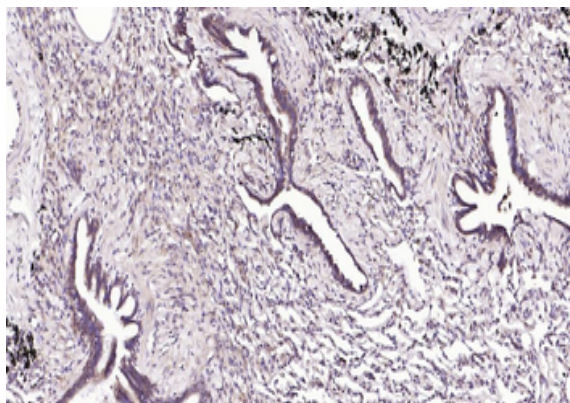
Paraformaldehyde-fixed, paraffin embedded Human Lung Cancer, Antigen retrieval by boiling in sodium citrate buffer (pH6.0) for 15 min, Antibody incubation with MMP12 Monoclonal Antibody, Unconjugated (orb612218) at 1:100 overnight at 4°C, followed by conjugation to the SP Kit (Rabbit) and DAB staining.

**Biorbyt Ltd.**

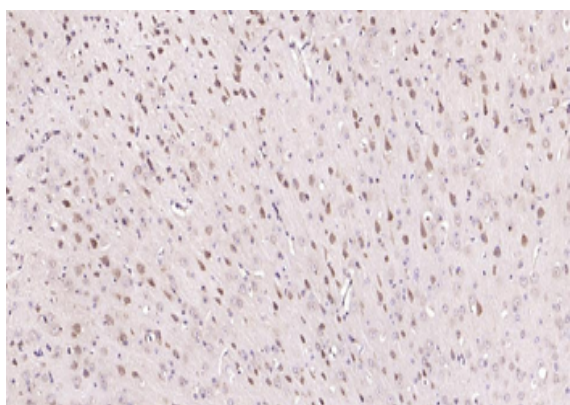
7 Signet Court, Swann's Road,  
Cambridge, CB5 8LA, United Kingdom  
Email: [info@biorbyt.com](mailto:info@biorbyt.com), [support@biorbyt.com](mailto:support@biorbyt.com)  
Phone: [+44 \(0\) 1223 859-353](tel:+44(0)1223859353) | Fax: [+1 \(415\) 651-8558](tel:+1(415)6518558)

**Biorbyt LLC.**

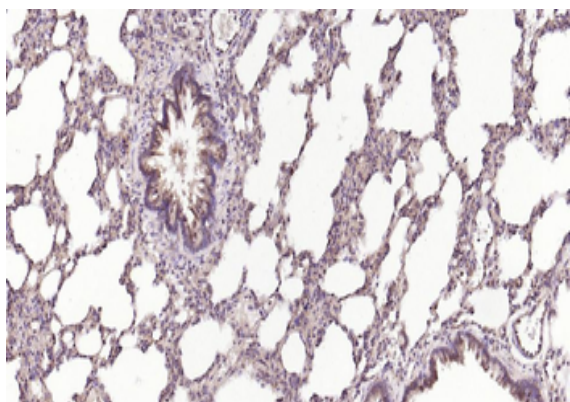
68 TW Alexander Drive,  
Durham, NC, 27713, United States  
Email: [info@biorbyt.com](mailto:info@biorbyt.com), [support@biorbyt.com](mailto:support@biorbyt.com)  
Phone: [+1 \(415\) 906-5211](tel:+1(415)9065211) | Fax: [+1 \(415\) 651-8558](tel:+1(415)6518558)



Paraformaldehyde-fixed, paraffin embedded Human Lung, Antigen retrieval by boiling in sodium citrate buffer (pH6.0) for 15 min, Antibody incubation with MMP12 Monoclonal Antibody, Unconjugated (orb612218) at 1:100 overnight at 4°C, followed by conjugation to the SP Kit (Rabbit) and DAB staining.



Paraformaldehyde-fixed, paraffin embedded Mouse Cerebrum, Antigen retrieval by boiling in sodium citrate buffer (pH6.0) for 15 min, Antibody incubation with MMP12 Monoclonal Antibody, Unconjugated (orb612218) at 1:100 overnight at 4°C, followed by conjugation to the SP Kit (Rabbit) and DAB staining.



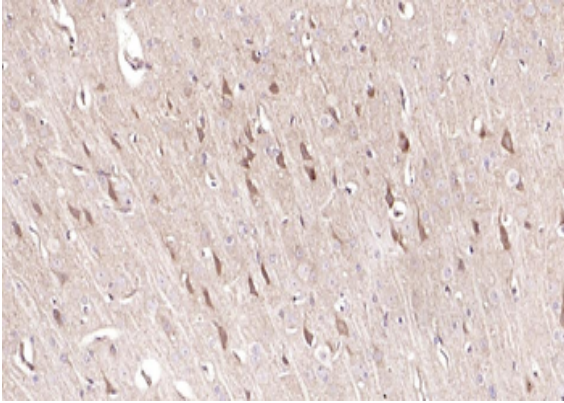
Paraformaldehyde-fixed, paraffin embedded Mouse Lung, Antigen retrieval by boiling in sodium citrate buffer (pH6.0) for 15 min, Antibody incubation with MMP12 Monoclonal Antibody, Unconjugated (orb612218) at 1:100 overnight at 4°C, followed by conjugation to the SP Kit (Rabbit) and DAB staining.

**Biorbyt Ltd.**

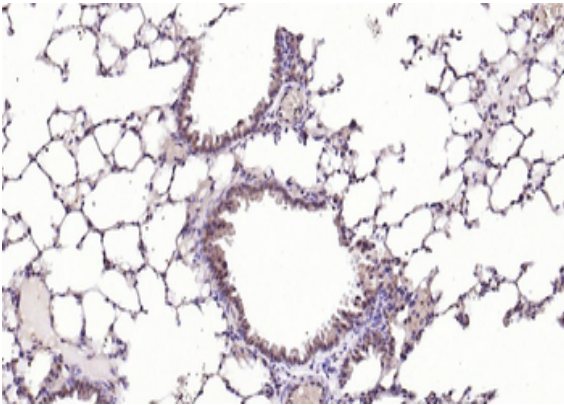
7 Signet Court, Swann's Road,  
Cambridge, CB5 8LA, United Kingdom  
Email: [info@biorbyt.com](mailto:info@biorbyt.com), [support@biorbyt.com](mailto:support@biorbyt.com)  
Phone: [+44 \(0\) 1223 859-353](tel:+44(0)1223859353) | Fax: [+1 \(415\) 651-8558](tel:+1(415)6518558)

**Biorbyt LLC.**

68 TW Alexander Drive,  
Durham, NC, 27713, United States  
Email: [info@biorbyt.com](mailto:info@biorbyt.com), [support@biorbyt.com](mailto:support@biorbyt.com)  
Phone: [+1 \(415\) 906-5211](tel:+1(415)9065211) | Fax: [+1 \(415\) 651-8558](tel:+1(415)6518558)



Paraformaldehyde-fixed, paraffin embedded Rat Cerebrum, Antigen retrieval by boiling in sodium citrate buffer (pH6.0) for 15 min, Antibody incubation with MMP12 Monoclonal Antibody, Unconjugated (orb612218) at 1:100 overnight at 4°C, followed by conjugation to the SP Kit (Rabbit) and DAB staining.



Paraformaldehyde-fixed, paraffin embedded Rat Lung, Antigen retrieval by boiling in sodium citrate buffer (pH6.0) for 15 min, Antibody incubation with MMP12 Monoclonal Antibody, Unconjugated (orb612218) at 1:100 overnight at 4°C, followed by conjugation to the SP Kit (Rabbit) and DAB staining.

**Biorbyt Ltd.**

7 Signet Court, Swann's Road,  
Cambridge, CB5 8LA, United Kingdom  
Email: [info@biorbyt.com](mailto:info@biorbyt.com), [support@biorbyt.com](mailto:support@biorbyt.com)  
Phone: [+44 \(0\) 1223 859-353](tel:+44(0)1223859353) | Fax: [+1 \(415\) 651-8558](tel:+1(415)6518558)

**Biorbyt LLC.**

68 TW Alexander Drive,  
Durham, NC, 27713, United States  
Email: [info@biorbyt.com](mailto:info@biorbyt.com), [support@biorbyt.com](mailto:support@biorbyt.com)  
Phone: [+1 \(415\) 906-5211](tel:+1(415)9065211) | Fax: [+1 \(415\) 651-8558](tel:+1(415)6518558)