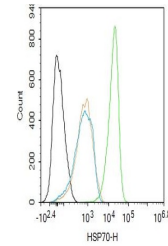


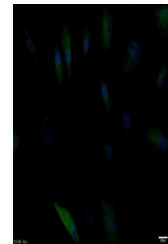
Product Datasheet

HSP70 antibody (orb608067)

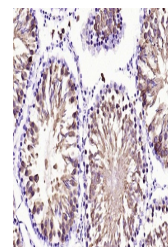
Description	HSP70 antibody
Species/Host	Rabbit
Reactivity	Human
Conjugation	Unconjugated
Tested Applications	FC, ICC, IF, IHC-Fr, IHC-P, WB
Immunogen	Recombinant human HSP70
Target	HSP70
Preservatives	0.01M TBS(pH7.4) with 1% rAlbumin, 0.03% Proclin300 and 50% Glycerol.
Form/Appearance	Liquid
Concentration	1mg/ml
Storage	Maintain refrigerated at 2-8°C for up to 2 weeks. For long term storage store at -20°C in small aliquots to prevent freeze-thaw cycles.
Note	For research use only
Isotype	IgG
Clonality	Recombinant
MW	70 kDa
Uniprot ID	PODMV8
Dilution Range	WB=1:1000-5000, IHC-P=1:50-200, ICC=1:100, Flow-Cyt=1ug/Test, IHC-F=1:50-200
Expiration Date	12 months from date of receipt.



Flow cytometry of Jurkat.Primary Antibod...



ICC analysis of A549 cell using HSP70 mo...



IHC-P analysis of rat testis using HSP70...