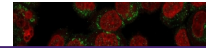

Product Datasheet

Prohibitin Antibody / PHB (orb607170)

Description

This antibody recognizes a protein of 30kDa which is


Species/Host

Mouse

Reactivity

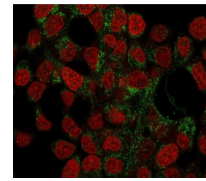
Human

Conjugation

Unconjugated

Tested Applications

IF, IHC-P, WB



Immunofluorescence staining of human Hep...

Immunogen

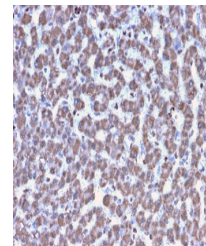
A recombinant human partial protein corresponding to amino acids 167-261 was used as the immunogen for the Prohibitin antibody.

Preservatives

0.2 mg/ml in 1X PBS with 0.1 mg/ml rAlbumin (US sourced) and 0.05% sodium azide

Storage

Store the Prohibitin antibody at 2-8°C (with azide) or aliquot and store at -20°C or colder (without azide).



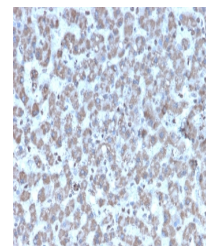
IHC testing of FFPE human liver tissue w...

Note

For research use only

Application notes

Optimal dilution of the Prohibitin antibody should be determined by the researcher.1. The prediluted format is supplied in a dropper bottle and is optimized for use in IHC. After epitope retrieval step (if required), drip mAb solution onto the tissue section and incubate at RT for 30 min.



IHC testing of FFPE human liver tissue w...

Formula

0.2 mg/ml in 1X PBS with 0.1 mg/ml BSA (US sourced) and 0.05% sodium azide

Isotype

Mouse IgG2b, kappa

Clonality

Monoclonal

Purity

Protein G affinity chromatography

Uniprot ID

[P35232](#)

Hazard Information

This Prohibitin antibody is available for research use only.

Dilution Range

Western blot: 1-2ug/ml, Immunofluorescence: 1-2ug/ml, Immunohistochemistry (FFPE): 1-2ug/ml for 30 min at RT

Expiration Date

12 months from date of receipt.