
Product Datasheet

CD45RB Antibody (B-cell marker) (orb606830)

Description

CD45R, also designated CD45 and PTPRC, has been

Species/Host

Rabbit

Reactivity

Human

Conjugation

Unconjugated

Tested Applications

FACS, IF, IHC-P, WB

Immunogen

Full length recombinant human protein was used as immunogen for this recombinant CD45RB antibody.

Preservatives

0.2 mg/ml in 1X PBS with 0.1 mg/ml rAlbumin (US sourced) and 0.05% sodium azide

Storage

The recombinant CD45RB antibody (with azide) can be stored at 2-8°C. The azide-free format should be aliquoted and stored at -20°C or colder.

Note

For research use only

Application notes

Due to variation in protocol and secondary antibody used, the recombinant CD45RB antibody may need to be titered for optimal performance.1. The prediluted format is supplied in a dropper bottle and is optimized for use in IHC. After epitope retrieval step (if required), drip mAb solution onto the tissue section and incubate at RT for 30 min.

Formula

0.2 mg/ml in 1X PBS with 0.1 mg/ml BSA (US sourced) and 0.05% sodium azide

Isotype

Rabbit IgG, kappa

Clonality

Recombinant

Purity

Protein G affinity chromatography

Uniprot ID

P08575

Hazard Information


This recombinant CD45RB antibody is available for research use only.

Dilution Range

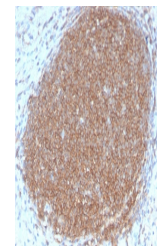
Flow cytometry: 1-2ug/million cells, Immunofluorescence: 1-2ug/ml, Western blot: 1-2ug/ml, Immunohistochemistry (FFPE): 1-2ug/ml for 30 min at RT

Expiration Date

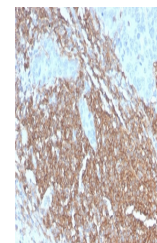
12 months from date of receipt.



Western blot testing of recombinant CD45...



IHC staining of FFPE human lymph node wi...



IHC staining of FFPE human lymph node wi...