

---

## Product Datasheet

**Adipophilin Antibody / Perilipin 2 / ADRP / PLIN2  
(orb606688)**

**Description**

Recognizes a protein of 48kDa, which is identified as


**Species/Host**

Rabbit

**Reactivity**

Human

**Conjugation**

Unconjugated

**Tested Applications**

ELISA, IHC-P, WB

**Immunogen**

A portion of amino acids 249-376 from the human protein were used as the immunogen for this recombinant Adipophilin antibody.

**Preservatives**

0.2 mg/ml in 1X PBS with 0.1 mg/ml rAlbumin (US sourced) and 0.05% sodium azide

**Storage**

The recombinant Adipophilin antibody (with azide) can be stored at 2-8°C. The azide-free format should be aliquoted and stored at -20°C or colder.

**Note**

For research use only

**Application notes**

Titering of the recombinant Adipophilin antibody may be required for optimal performance.1. The prediluted format is supplied in a dropper bottle and is optimized for use in IHC. After epitope retrieval step (if required), drip mAb solution onto the tissue section and incubate at RT for 30 min.

**Formula**

0.2 mg/ml in 1X PBS with 0.1 mg/ml BSA (US sourced) and 0.05% sodium azide

**Isotype**

Rabbit IgG, kappa

**Clonality**

Recombinant

**Purity**

Protein A affinity chromatography

**Uniprot ID**

[Q99541](#)

**Hazard Information**

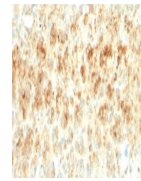
This recombinant Adipophilin antibody is available for research use only.

**Dilution Range**


ELISA (order BSA/sodium azide-free format for coating), Western blot: 1-2ug/ml, Immunohistochemistry (FFPE): 1-2ug/ml for 30 min at RT

**Expiration Date**


12 months from date of receipt.



IHC testing of FFPE human adrenal tissue...



Western blot testing of human liver lysa...



SDS-PAGE analysis of purified, BSA-free ...