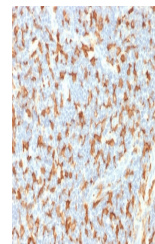


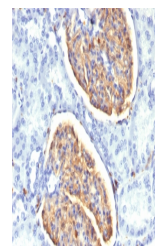
## Product Datasheet

### IBA1 Antibody / AIF-1 (orb606576)

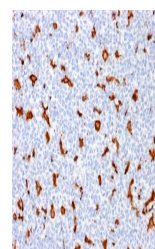
<b>Description</b>	AIF1 (Allograft inflammatory factor 1), also called IBA1 (Ionized calcium-binding adapter molecule 1...
<b>Species/Host</b>	Mouse
<b>Reactivity</b>	Human
<b>Conjugation</b>	Unconjugated
<b>Tested Applications</b>	IHC-P
<b>Immunogen</b>	A portion of amino acids 1-146 from the human protein was used as the immunogen for the IBA1 antibody.
<b>Preservatives</b>	0.2 mg/ml in 1X PBS with 0.1 mg/ml rAlbumin (US sourced) and 0.05% sodium azide
<b>Storage</b>	Store the IBA1 antibody at 2-8°C (with azide) or aliquot and store at -20°C or colder (without azide).
<b>Note</b>	For research use only
<b>Application notes</b>	Titering of the IBA1 antibody may be required for optimal performance.
<b>Formula</b>	0.2 mg/ml in 1X PBS with 0.1 mg/ml BSA (US sourced) and 0.05% sodium azide
<b>Isotype</b>	Mouse IgG1, kappa
<b>Clonality</b>	Monoclonal
<b>Purity</b>	Protein G affinity chromatography
<b>Uniprot ID</b>	<b>P55008</b>
<b>Hazard Information</b>	This IBA1 antibody is available for research use only.
<b>Dilution Range</b>	Immunohistochemistry (FFPE): 1-2ug/ml for 30 min at RT
<b>Expiration Date</b>	12 months from date of receipt.



IHC testing of FFPE human lymph node wit...



IHC testing of FFPE human kidney tissue ...



IHC testing of FFPE human tonsil with IB...