

---

## Product Datasheet

### CD14 Antibody (orb606534)

**Description**

Recognizes a protein of 55kDa, identified as Cluster of

**Species/Host**

Mouse

**Reactivity**

Human

**Conjugation**

Unconjugated

**Tested Applications**

FACS, IHC-P, WB

**Immunogen**

A human recombinant partial protein (within amino acids 25-148) was used as immunogen for this CD14 antibody.

**Preservatives**

0.2 mg/ml in 1X PBS with 0.1 mg/ml rAlbumin (US sourced) and 0.05% sodium azide

**Storage**

CD14 antibody with azide can be stored at 2-8°C. The azide-free format should be aliquoted and stored at -20°C or colder.

**Note**

For research use only

**Application notes**

Variations in protocols, secondaries and substrates may require the CD14 antibody to be titered up or down for optimal performance.

**Formula**

0.2 mg/ml in 1X PBS with 0.1 mg/ml BSA (US sourced) and 0.05% sodium azide

**Isotype**

Mouse IgG1, kappa

**Clonality**

Monoclonal

**Purity**

Protein G affinity chromatography

**Uniprot ID**

**P08571**

**Hazard Information**

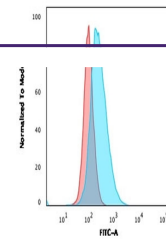
This CD14 antibody is available for research use only.

**Dilution Range**

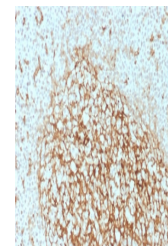
Western blot: 1-2ug/ml, Flow cytometry: 1-2ug/million cells, Immunohistochemistry (FFPE): 1-2ug/ml for 30 min at RT

**Expiration Date**

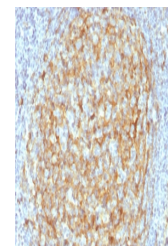
12 months from date of receipt.



Flow cytometry testing of human A549 cel...



IHC testing of FFPE human tonsil with CD...



IHC testing of FFPE human lymph node tis...