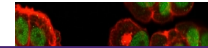

Product Datasheet

FOXA1 Antibody (orb606444)

Description

The transcription factor Forkhead-box A1, also known as


Species/Host

Rabbit

Reactivity

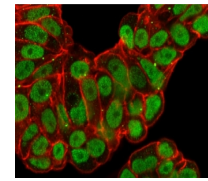
Human, Rat

Conjugation

Unconjugated

Tested Applications

FACS, IF, IHC-P, WB



Immunofluorescent staining of PFA-fixed ...

Immunogen

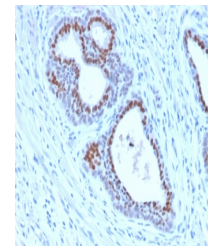
A human recombinant partial protein corresponding to amino acids 372-472 was used as the immunogen for this recombinant FOXA1 antibody.

Preservatives

0.2 mg/ml in 1X PBS with 0.1 mg/ml rAlbumin (US sourced) and 0.05% sodium azide

Storage

Store the recombinant FOXA1 antibody at 2-8°C (with azide) or aliquot and store at -20°C or colder (without azide).




IHC testing of FFPE human tonsil tissue ...

Note

For research use only

Application notes

The concentration stated for each application is a general starting point. Variations in protocols, secondaries and substrates may require the recombinant FOXA1 antibody to be titrated up or down for optimal performance.1. The prediluted format is supplied in a dropper bottle and is optimized for use in IHC. After epitope retrieval step (if required), drip mAb solution onto the tissue section and incubate at RT for 30 min.



Western blot testing of human HeLa cell ...

Formula

0.2 mg/ml in 1X PBS with 0.1 mg/ml BSA (US sourced) and 0.05% sodium azide

Isotype

Rabbit IgG, kappa

Clonality

Recombinant

Purity

Protein A affinity chromatography

Uniprot ID

P55317

Hazard Information

This recombinant FOXA1 antibody is available for research use only.

Dilution Range

Immunohistochemistry (FFPE): 0.5-1ug/ml for 30 min at RT, Western blot: 1-2ug/ml, Immunofluorescence: 2-4ug/ml, Flow cytometry: 1-2ug/million cells

Expiration Date

12 months from date of receipt.