

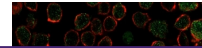
---

## Product Datasheet

### Thymidylate Synthase Antibody (orb606355)

**Description**

This antibody recognizes a protein of 36kDa,


**Species/Host**

Mouse

**Reactivity**

Human

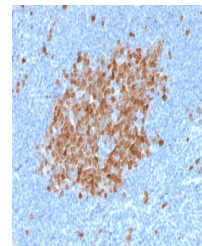
**Conjugation**

Unconjugated

**Tested Applications**

FACS, IF, IHC-P, WB

Immunofluorescent staining of PFA-fixed ...



IHC testing of FFPE human tonsil tissue ...

**Immunogen**

A recombinant human parital protein corresponding to amino acids 60-174 was used as the immunogen for this TYMS antibody.

**Preservatives**

0.2 mg/ml in 1X PBS with 0.1 mg/ml rAlbumin (US sourced) and 0.05% sodium azide

**Storage**


Store the TYMS antibody at 2-8°C (with azide) or aliquot and store at -20°C or colder (without azide).

**Note**

For research use only

**Application notes**

The optimal dilution of the TYMS antibody for each application should be determined by the researcher.1. The prediluted format is supplied in a dropper bottle and is optimized for use in IHC. After epitope retrieval step (if required), drip mAb solution onto the tissue section and incubate at RT for 30 min.



Western blot testing of human HeLa cell ...

**Formula**

0.2 mg/ml in 1X PBS with 0.1 mg/ml BSA (US sourced) and 0.05% sodium azide

**Isotype**

Mouse IgG2c, kappa

**Clonality**

Monoclonal

**Purity**

Protein G affinity chromatography

**Uniprot ID**

**P04818**

**Hazard Information**

This TYMS antibody is available for research use only.

**Dilution Range**

Flow cytometry: 1-2ug/million cells, Immunofluorescence: 1-2ug/ml, Western blot: 1-2ug/ml, Immunohistochemistry (FFPE): 1-2ug/ml for 30 min at RT

**Expiration Date**

12 months from date of receipt.