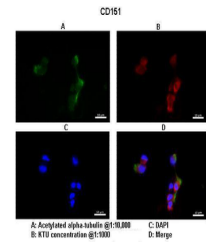


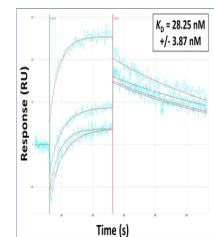
## Product Datasheet

### CD151 antibody (orb585670)


<b>Description</b>	Rabbit polyclonal antibody to CD151
<b>Species/Host</b>	Rabbit
<b>Reactivity</b>	Human
<b>Conjugation</b>	Unconjugated
<b>Tested Applications</b>	IHC, WB
<b>Target</b>	CD151
<b>Preservatives</b>	Liquid. Purified antibody supplied in 1x PBS buffer with 0.09% (w/v) sodium azide and 2% sucrose.
<b>Form/Appearance</b>	Liquid. Purified antibody supplied in 1x PBS buffer with 0.09% (w/v) sodium azide and 2% sucrose.
<b>Concentration</b>	0.5 mg/ml
<b>Storage</b>	Maintain refrigerated at 2-8°C for up to 2 weeks. For long term storage store at -20°C in small aliquots to prevent freeze-thaw cycles.
<b>Note</b>	For research use only
<b>Protein Sequence</b>	Synthetic peptide located within the following region: HCCGSNNSQDWRDSEWIRSQEAGGRVVPDSCCKTVVALCGQRDHASNIYK
<b>Clonality</b>	Polyclonal
<b>MW</b>	28kDa
<b>Uniprot ID</b>	<a href="#">P48509</a>
<b>NCBI</b>	<a href="#">NP_620599</a>
<b>Expiration Date</b>	12 months from date of receipt.



Application: IHC,  
Species+tissue/cell  
ty...



Surface Plasmon  
Resonance Kinetic  
Charac...



WB Suggested  
Anti-CD151  
Antibody, Titrat...