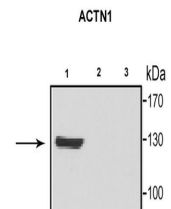


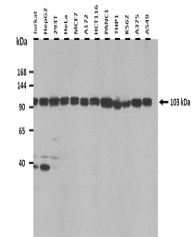
## Product Datasheet

### ACTN1 antibody (orb583986)

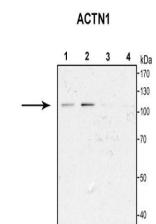
<b>Description</b>	Rabbit polyclonal antibody to ACTN1
<b>Species/Host</b>	Rabbit
<b>Reactivity</b>	Human, Rat
<b>Conjugation</b>	Unconjugated
<b>Tested Applications</b>	IHC, WB
<b>Immunogen</b>	The immunogen is a synthetic peptide directed towards the N terminal region of human ACTN1
<b>Target</b>	ACTN1
<b>Preservatives</b>	Liquid. Purified antibody supplied in 1x PBS buffer with 0.09% (w/v) sodium azide and 2% sucrose.
<b>Form/Appearance</b>	Liquid. Purified antibody supplied in 1x PBS buffer with 0.09% (w/v) sodium azide and 2% sucrose.
<b>Concentration</b>	0.5 mg/ml
<b>Storage</b>	Maintain refrigerated at 2-8°C for up to 2 weeks. For long term storage store at -20°C in small aliquots to prevent freeze-thaw cycles.
<b>Note</b>	For research use only
<b>Protein Sequence</b>	Synthetic peptide located within the following region: DHYSQQTNDYMQPEEDWDRDLLDPAWEKQQRKTFTAWCNSHLRKAGTQ
<b>Clonality</b>	Polyclonal
<b>MW</b>	103kDa
<b>Uniprot ID</b>	<a href="#">P12814</a>
<b>NCBI</b>	<a href="#">NP_001093</a>
<b>Expiration Date</b>	12 months from date of receipt.



Sample Type:  
1.-4. rACTN1-  
GFP + HEK293  
(...)



25 ug of the  
indicated  
Human whole  
cell ...



ACTN1 antibody  
- N-terminal  
region (orb5...