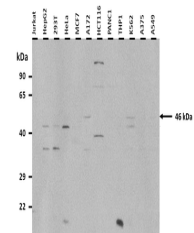



Product Datasheet

OAS1 antibody (orb581367)

Description	Rabbit polyclonal antibody to OAS1
Species/Host	Rabbit
Reactivity	Human
Conjugation	Unconjugated
Tested Applications	IHC, WB
Immunogen	The immunogen is a synthetic peptide directed towards the middle region of human OAS1
Target	OAS1
Preservatives	Liquid. Purified antibody supplied in 1x PBS buffer with 0.09% (w/v) sodium azide and 2% sucrose.
Form/Appearance	Liquid. Purified antibody supplied in 1x PBS buffer with 0.09% (w/v) sodium azide and 2% sucrose.
Concentration	0.5 mg/ml
Storage	Maintain refrigerated at 2-8°C for up to 2 weeks. For long term storage store at -20°C in small aliquots to prevent freeze-thaw cycles.
Note	For research use only
Application notes	Application Info: IHC - Paraffin ~ 5 ug/ml Western blot ~ 1 ug/ml
Protein Sequence	Synthetic peptide located within the following region: RRQLTKPRPVILDPADPTGNLGGDPKGWRQLAQEAELWNYPCFKNWDG
Clonality	Polyclonal
MW	46 kDa
Uniprot ID	P00973
NCBI	NP_001027581
Expiration Date	12 months from date of receipt.

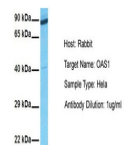


25 ug of the indicated Human whole cell ...



Host: Rabbit, Target Name: OAS1, Sample ...

OAS1



Host: Rabbit, Target Name: OAS1, Sample ...