



## Product Datasheet

### FURIN antibody (orb579433)


<b>Description</b>	Rabbit polyclonal antibody to FURIN
<b>Species/Host</b>	Rabbit
<b>Reactivity</b>	Human, Mouse
<b>Conjugation</b>	Unconjugated
<b>Tested Applications</b>	WB
<b>Immunogen</b>	The immunogen is a synthetic peptide directed towards the N terminal region of human FURIN
<b>Target</b>	FURIN
<b>Preservatives</b>	Liquid. Purified antibody supplied in 1x PBS buffer with 0.09% (w/v) sodium azide and 2% sucrose.
<b>Form/Appearance</b>	Liquid. Purified antibody supplied in 1x PBS buffer with 0.09% (w/v) sodium azide and 2% sucrose.
<b>Concentration</b>	0.5 mg/ml
<b>Storage</b>	Maintain refrigerated at 2-8°C for up to 2 weeks. For long term storage store at -20°C in small aliquots to prevent freeze-thaw cycles.
<b>Note</b>	For research use only
<b>Protein Sequence</b>	Synthetic peptide located within the following region: RDVYQEPTDPKFPQQWYLSGVTQRDLNVKAAWAQGYTGHGIVVSILDDGI
<b>Clonality</b>	Polyclonal
<b>MW</b>	74kDa
<b>Uniprot ID</b>	<b>P09958</b>
<b>NCBI</b>	<b>NP_002560</b>
<b>Expiration Date</b>	12 months from date of receipt.



Host: Mouse,  
Target Name:  
FURIN, Sample  
...



Host: Rabbit,  
Target Name:  
FURIN,  
Sample...



Host: Rabbit,  
Target Name:  
FURIN,  
Sample...