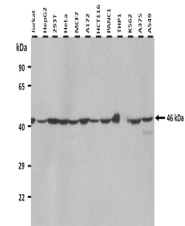



Product Datasheet

FAH antibody (orb578161)


Description	Rabbit polyclonal antibody to FAH
Species/Host	Rabbit
Reactivity	Human, Mouse
Conjugation	Unconjugated
Tested Applications	IHC, WB
Immunogen	The immunogen is a synthetic peptide directed towards the N terminal region of human FAH
Target	FAH
Preservatives	Liquid. Purified antibody supplied in 1x PBS buffer with 0.09% (w/v) sodium azide and 2% sucrose.
Form/Appearance	Liquid. Purified antibody supplied in 1x PBS buffer with 0.09% (w/v) sodium azide and 2% sucrose.
Concentration	0.5 mg/ml
Storage	Maintain refrigerated at 2-8°C for up to 2 weeks. For long term storage store at -20°C in small aliquots to prevent freeze-thaw cycles.
Note	For research use only
Protein Sequence	Synthetic peptide located within the following region: SFIPVAEDSDFPIHNLPGYGFSTRGDPRPRIGVAIGDQILDLSIIKHLFT
Clonality	Polyclonal
MW	46 kDa
Uniprot ID	P16930
NCBI	NP_000128
Expiration Date	12 months from date of receipt.



25 ug of the indicated Human whole cell ...



Host: Mouse, Target Name: FAH, Sample Ti...



Host: Rabbit, Target Name: FAH, Sample T...