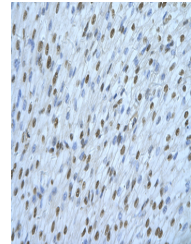


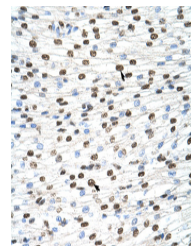
Product Datasheet

HNRNPDL antibody (orb577674)

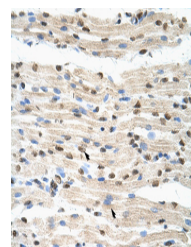
Description	Rabbit polyclonal antibody to HNRNPDL
Species/Host	Rabbit
Reactivity	Human
Conjugation	Unconjugated
Tested Applications	IHC, WB
Immunogen	The immunogen is a synthetic peptide directed towards the middle region of human HNRNPDL
Target	HNRNPDL
Preservatives	Liquid. Purified antibody supplied in 1x PBS buffer with 0.09% (w/v) sodium azide and 2% sucrose.
Form/Appearance	Liquid. Purified antibody supplied in 1x PBS buffer with 0.09% (w/v) sodium azide and 2% sucrose.
Concentration	1.0 mg/ml
Storage	Maintain refrigerated at 2-8°C for up to 2 weeks. For long term storage store at -20°C in small aliquots to prevent freeze-thaw cycles.
Note	For research use only
Protein Sequence	Synthetic peptide located within the following region: TMEDMNEYSNIEEFAEGSKINASKNQDDGKMFIGGLSWDTSKKDLTEYL
Clonality	Polyclonal
MW	40kDa
Uniprot ID	O14979
NCBI	EAX05890
Expiration Date	12 months from date of receipt.



Rabbit Anti-HNRNPDL Antibody, Paraffin E...



Rabbit Anti-HNRNPDL Antibody, Paraffin Em...



Rabbit Anti-HNRNPDL Antibody, Paraffin Em...