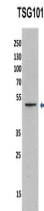


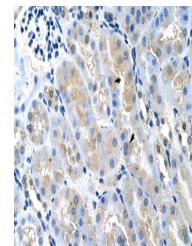
Product Datasheet

TSG101 antibody (orb576274)


| | |
|----------------------------|---|
| Description | Rabbit polyclonal antibody to TSG101 |
| Species/Host | Rabbit |
| Reactivity | Mouse |
| Conjugation | Unconjugated |
| Tested Applications | IHC, WB |
| Immunogen | The immunogen is a synthetic peptide corresponding to a region of Mouse |
| Target | TSG101 |
| Preservatives | Liquid. Purified antibody supplied in 1x PBS buffer with 0.09% (w/v) sodium azide and 2% sucrose. |
| Form/Appearance | Liquid. Purified antibody supplied in 1x PBS buffer with 0.09% (w/v) sodium azide and 2% sucrose. |
| Concentration | 1.0 mg/ml |
| Storage | Maintain refrigerated at 2-8°C for up to 2 weeks. For long term storage store at -20°C in small aliquots to prevent freeze-thaw cycles. |
| Note | For research use only |
| Protein Sequence | Synthetic peptide located within the following region: RSELLELIQIMIVIFGEEPPVFSRPTVSASYPPYTATGPPNTSYMPGMPS |
| Clonality | Polyclonal |
| MW | 43kDa |
| Uniprot ID | Q61187 |
| NCBI | NP_068684 |
| Expiration Date | 12 months from date of receipt. |



Sample Type:
mouse
fibroblast lusate
(10...



Rabbit Anti-Tsg101 Antibody, Paraffin Em...



WB Suggested Anti-TSG101 Antibody, Posit...