


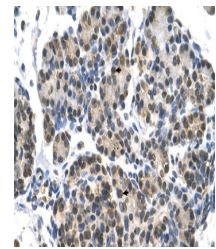
Product Datasheet

DHX9 antibody (orb575921)

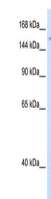
| | |
|----------------------------|---|
| Description | Rabbit polyclonal antibody to DHX9 |
| Species/Host | Rabbit |
| Reactivity | Human |
| Conjugation | Unconjugated |
| Tested Applications | IHC-P, WB |
| Immunogen | The immunogen is a synthetic peptide directed towards the N terminal region of human DHX9 |
| Target | DHX9 |
| Preservatives | Liquid. Purified antibody supplied in 1x PBS buffer with 0.09% (w/v) sodium azide and 2% sucrose. |
| Form/Appearance | Liquid. Purified antibody supplied in 1x PBS buffer with 0.09% (w/v) sodium azide and 2% sucrose. |
| Concentration | 0.5 mg/ml |
| Storage | Maintain refrigerated at 2-8°C for up to 2 weeks. For long term storage store at -20°C in small aliquots to prevent freeze-thaw cycles. |
| Note | For research use only |
| Protein Sequence | Synthetic peptide located within the following region: GLHGNTLENAKARLNQYFQKEKIQGEYKYTVQVGDHNRSFIAEMTIYIK |
| Clonality | Polyclonal |
| MW | 141kDa |
| Uniprot ID | Q08211 |
| NCBI | NP_001348 |
| Expiration Date | 12 months from date of receipt. |



DHX9 was immunoprecipitated from 2 mg HE...



Human Pancreas



WB Suggested Anti-DHX9 Antibody Titratio...