biorbyt
Explore. Bioreagents.

www.biorbyt.com

Product Datasheet

GRIN2C antibody (orb575350)

Description	Rabbit polyclonal antibody to GRIN2C
Species/Host	Rabbit
Reactivity	Human
Conjugation	Unconjugated
Tested Applications	IHC, WB
Immunogen	The immunogen is a synthetic peptide directed towards the N terminal region of human GRIN2C
Target	GRIN2C
Preservatives	Liquid. Purified antibody supplied in 1x PBS buffer with 0.09% (w/v) sodium azide and 2% sucrose.
Form/Appearance	Liquid. Purified antibody supplied in 1x PBS buffer with 0.09% (w/v) sodium azide and 2% sucrose.
Concentration	0.5 mg/ml
Storage	Maintain refrigerated at 2-8°C for up to 2 weeks. For long term storage store at -20°C in small aliquots to prevent freeze-thaw cycles.
Note	For research use only
Protein Sequence	Synthetic peptide located within the following region: VNTTNPSSLLTQICGLLGAAHVHGIVFEDNVDTEAVAQILDFISSQTHVP
Clonality	Polyclonal
MW	134 kDa
Uniprot ID	Q14957
NCBI	NP_000826
Expiration Date	12 months from date of receipt.

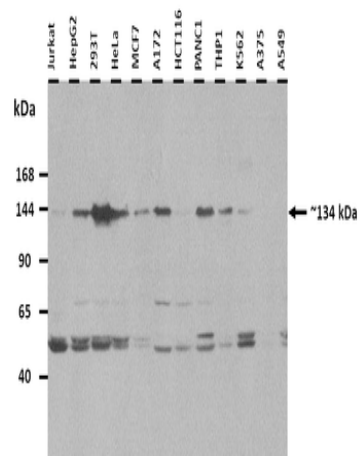

25 ug of the indicated Human whole cell ...



Rabbit Anti-GRIN2C Antibody, Catalog Num...



WB Suggested Anti-GRIN2C Antibody Titrat...

Biorbyt Ltd.

7 Signet Court, Swann's Road, Cambridge, CB5 8LA, United Kingdom

Email: **info@biorbyt.com** | Phone: **+44 (0) 1223 859-353** | Fax: +44 (0)1223 280 240

Biorbyt LLC.

68 TW Alexander Drive
Research Triangle Park
Durham, North Carolina
27709. United States

Email: **info@biorbyt.com** | Phone: **+1 (415) 906-5211** | Fax: +1 (415) 651-8558