Product Datasheet

ZFP36 antibody (orb575061)

Description	Rabbit polyclonal antibody to ZFP36
Species/Host	Rabbit
Reactivity	Bovine, Canine, Guinea pig, Human, Mouse, Rat, Sheep
Conjugation	Unconjugated
Tested Applications	WB
Immunogen	The immunogen is a synthetic peptide directed towards the N terminal region of human ZFP36
Target	ZFP36
Preservatives	Liquid. Purified antibody supplied in 1x PBS buffer with 0.09% (w/v) sodium azide and 2% sucrose.
Form/Appearance	Liquid. Purified antibody supplied in 1x PBS buffer with 0.09% (w/v) sodium azide and 2% sucrose.
Concentration	0.5 mg/ml
Storage	Maintain refrigerated at 2-8°C for up to 2 weeks. For long term storage store at -20°C in small aliquots to prevent freeze-thaw cycles.
Note	For research use only
Protein Sequence	Synthetic peptide located within the following region: PLAPRLGPELSPSPTSPTATSTTPSRYKTELCRTFSESGRCRYGAKCQFA
Clonality	Polyclonal
MW	34 kDa
Uniprot ID	P26651
NCBI	NP_003398
Expiration Date	12 months from date of receipt.

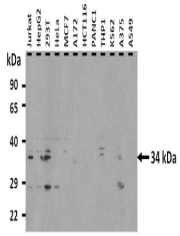

25 ug of the indicated Human whole cell ...



Host: Rabbit, Target Name: TTP, Sample T...



Host: Rabbit, Target Name: ZFP36, Sample...

Biorbyt Ltd.
7 Signet Court, Swann's Road, Cambridge, CB5 8LA, United Kingdom
Email: **info@biorbyt.com** | Phone: **+44 (0) 1223 859-353** | Fax: +44 (0)1223 280 240

Biorbyt LLC.
68 TW Alexander Drive
Research Triangle Park
Durham, North Carolina
27709. United States
Email: **info@biorbyt.com** | Phone: **+1 (415) 906-5211** | Fax: +1 (415) 651-8558