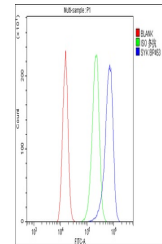


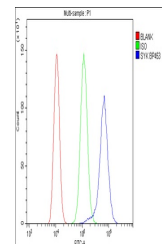
Product Datasheet

SYK Antibody (orb570355)

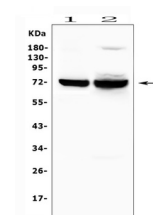
Description	SYK Antibody
Species/Host	Rabbit
Reactivity	Human, Mouse, Rat
Conjugation	Unconjugated
Tested Applications	ELISA, FC, WB
Immunogen	E.coli-derived human SYK recombinant protein (Position: A10-N635).
Form/Appearance	Lyophilized
Concentration	Adding 0.2 ml of distilled water will yield a concentration of 500 µg/ml.
Storage	Store at -20°C for one year from date of receipt. After reconstitution, at 4°C for one month. It can also be aliquotted and stored frozen at -20°C for six months. Avoid repeated freeze-thaw cycles.
Note	For research use only
Application notes	Tested Species: In-house tested species with positive results. By Heat: Boiling the paraffin sections in 10mM citrate buffer, pH6.0, for 20mins is required for the staining of formalin/paraffin sections. Other applications have not been tested. Optimal dilutions should be determined by end users. Add 0.2ml of distilled water will yield a concentration of 500ug/ml.
Isotype	Rabbit IgG
Clonality	Polyclonal
MW	72 kDa
Uniprot ID	P43405
Expiration Date	12 months from date of receipt.



Flow Cytometry analysis of A431 cells us...



Flow Cytometry analysis of THP-1 cells u...



Western blot analysis of SYK using anti-...