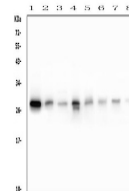


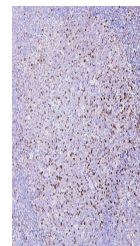
Product Datasheet

RAB27A Antibody (monoclonal, 2F5) (orb570319)

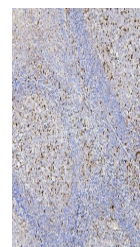
Description	RAB27A Antibody (monoclonal, 2F5)
Species/Host	Mouse
Reactivity	Human, Mouse, Rat
Conjugation	Unconjugated
Tested Applications	FC, ICC, IF, IHC, WB
Immunogen	E. coli-derived human RAB27A recombinant protein (Position: L98-K216).
Form/Appearance	Lyophilized
Storage	Store at -20°C for one year from date of receipt. After reconstitution, at 4°C for one month. It can also be aliquotted and stored frozen at -20°C for six months. Avoid repeated freeze-thaw cycles.
Note	For research use only
Application notes	Tested Species: In-house tested species with positive results. By Heat: Boiling the paraffin sections in 10mM citrate buffer, pH6.0, for 20mins is required for the staining of formalin/paraffin sections. Other applications have not been tested. Optimal dilutions should be determined by end users. Add 0.2ml of distilled water will yield a concentration of 500µg/ml.
Isotype	Mouse IgG2b
Clonality	Monoclonal
MW	27 kDa
Uniprot ID	P51159
Expiration Date	12 months from date of receipt.



Western blot analysis of RAB27A using an...



IHC analysis of RAB27A using anti-RAB27A...



IHC analysis of RAB27A using anti-RAB27A...