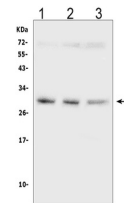


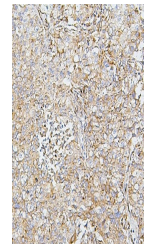
Product Datasheet

SDHB Antibody (monoclonal, 2I3) (orb570315)

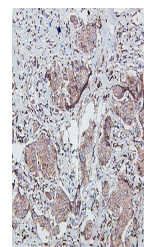
Description	SDHB Antibody (monoclonal, 2I3)
Species/Host	Mouse
Reactivity	Human, Mouse, Rat
Conjugation	Unconjugated
Tested Applications	FC, IHC, WB
Immunogen	E. coli-derived human SDHB recombinant protein (Position: A29-V280).
Form/Appearance	Lyophilized
Storage	Store at -20°C for one year from date of receipt. After reconstitution, at 4°C for one month. It can also be aliquotted and stored frozen at -20°C for six months. Avoid repeated freeze-thaw cycles.
Note	For research use only
Application notes	Tested Species: In-house tested species with positive results. By Heat: Boiling the paraffin sections in 10mM citrate buffer, pH6.0, for 20mins is required for the staining of formalin/paraffin sections. Other applications have not been tested. Optimal dilutions should be determined by end users. Add 0.2ml of distilled water will yield a concentration of 500µg/ml.
Isotype	Mouse IgG1
Clonality	Monoclonal
MW	29 kDa
Uniprot ID	P21912
Expiration Date	12 months from date of receipt.



Western blot analysis of SDHB using anti-SDHB antibody.



IHC analysis of SDHB using anti-SDHB antibody.



IHC analysis of SDHB using anti-SDHB antibody.