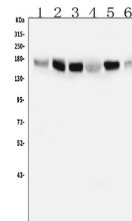


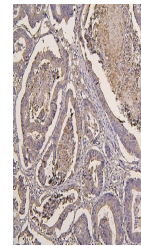
Product Datasheet

IRS1 Antibody (monoclonal, 10I3) (orb570313)

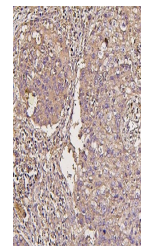
Description	IRS1 Antibody (monoclonal, 10I3)
Species/Host	Mouse
Reactivity	Human
Conjugation	Unconjugated
Tested Applications	FC, ICC, IF, IHC, WB
Immunogen	E.coli-derived human IRS1 recombinant protein (Position: S1041-Q1242). Human IRS1 shares 78% and 80% amino acid (aa) sequence identity with mouse and rat IRS1, respectively.
Form/Appearance	Lyophilized
Storage	Store at -20°C for one year from date of receipt. After reconstitution, at 4°C for one month. It can also be aliquotted and stored frozen at -20°C for six months. Avoid repeated freeze-thaw cycles.
Note	For research use only
Application notes	Tested Species: In-house tested species with positive results. By Heat: Boiling the paraffin sections in 10mM citrate buffer, pH6.0, for 20mins is required for the staining of formalin/paraffin sections. Other applications have not been tested. Optimal dilutions should be determined by end users. Add 0.2ml of distilled water will yield a concentration of 500µg/ml.
Isotype	Mouse IgG2a
Clonality	Monoclonal
MW	160-180 kDa
Uniprot ID	P35568
Expiration Date	12 months from date of receipt.



Western blot analysis of IRS1 using anti-IRS1 antibody.



IHC analysis of IRS1 using anti-IRS1 antibody.



IHC analysis of IRS1 using anti-IRS1 antibody.