

---

## Product Datasheet

**SAE2/UBA2 Antibody (monoclonal, 5H11)  
(orb570311)**

**Description**

SAE2/UBA2 Antibody (monoclonal, 5H11)

**Species/Host**

Mouse

**Reactivity**

Human, Mouse, Rat

**Conjugation**

Unconjugated

**Tested**

FC, WB

**Applications**
**Immunogen**

E. coli-derived human SAE2/UBA2 recombinant protein (Position: E449-K564).

**Form/Appearance**

Lyophilized

**Storage**

Store at -20°C for one year from date of receipt. After reconstitution, at 4°C for one month. It can also be aliquotted and stored frozen at -20°C for six months. Avoid repeated freeze-thaw cycles.

**Note**

For research use only

**Application notes**

Tested Species: In-house tested species with positive results. By Heat: Boiling the paraffin sections in 10mM citrate buffer, pH6.0, for 20mins is required for the staining of formalin/paraffin sections. Other applications have not been tested. Optimal dilutions should be determined by end users. Add 0.2ml of distilled water will yield a concentration of 500µg/ml.

**Isotype**

Mouse IgG2b

**Clonality**

Monoclonal

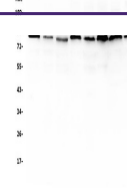
**MW**

90 kDa

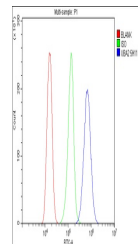
**Uniprot ID**
[Q9UBT2](#)
**Expiration Date**

12 months from date of receipt.

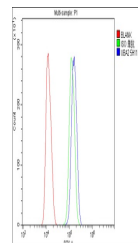
1 2 3 4 5 6 7 8



Western blot analysis of UBA2 using anti...



Flow Cytometry analysis of A431 cells us...



Flow Cytometry analysis of U20S cells us...