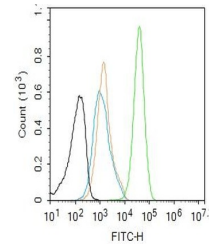


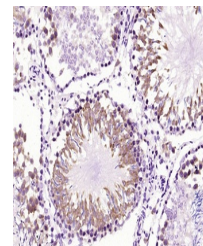
Product Datasheet

ERK5 antibody (orb559213)

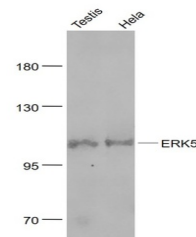
Description	ERK5 antibody
Species/Host	Rabbit
Reactivity	Human, Mouse, Rat
Conjugation	Unconjugated
Tested Applications	IHC-P, WB
Immunogen	Recombinant human ERK5 protein, around C-terminal 200aa
Target	ERK5
Preservatives	0.01M TBS(pH7.4) with 1% rAlbumin, 0.03% Proclin300 and 50% Glycerol.
Form/Appearance	Liquid
Concentration	1mg/ml
Storage	Maintain refrigerated at 2-8°C for up to 2 weeks. For long term storage store at -20°C in small aliquots to prevent freeze-thaw cycles.
Note	For research use only
Isotype	IgG
Clonality	Recombinant
MW	90 kDa
Uniprot ID	Q13164
Dilution Range	WB=1:500-2000, IHC-P=1:100-500
Expiration Date	12 months from date of receipt.



Flow cytometry of MCF7.Primary Antibody ...



IHC-P analysis of rat testis using ERK5 ...



Western blot:Testis (Mouse);HeLa(Human)

...