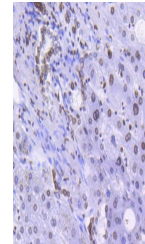


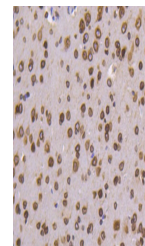
Product Datasheet

TrkB (phospho-Tyr817) antibody (orb559172)

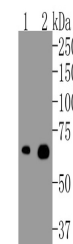
Description	TrkB (phospho-Tyr817) antibody
Species/Host	Rabbit
Reactivity	Human, Mouse, Rat
Conjugation	Unconjugated
Tested Applications	IHC-P, WB
Immunogen	KLH conjugated Synthesised phosphopeptide derived from human NTRK2 around the phosphorylation site of Tyr817 (PV(p-Y)LD)
Target	Phospho-TrkB (Tyr817)
Preservatives	0.01M TBS(pH7.4) with 1% rAlbumin, 0.03% Proclin300 and 50% Glycerol.
Form/Appearance	Liquid
Concentration	1mg/ml
Storage	Maintain refrigerated at 2-8°C for up to 2 weeks. For long term storage store at -20°C in small aliquots to prevent freeze-thaw cycles.
Note	For research use only
Isotype	IgG
Clonality	Recombinant
MW	90 kDa
Uniprot ID	Q16620
Dilution Range	WB=1:500-2000, IHC-P=1:50-200
Expiration Date	12 months from date of receipt.



IHC-P analysis of human liver using Phos...



IHC-P analysis of mouse brain using Phos...



Western blot: Lane 1: Hela Cell; Lane 2: Jurkat Cell