biorbyt
Explore. Bioreagents.

www.biorbyt.com

Product Datasheet

SEPT2 antibody (orb55702)

Description	Rabbit polyclonal antibody to SEPT2 .
Species/Host	Rabbit
Reactivity	Human
Conjugation	Unconjugated
Tested Applications	WB
Immunogen	The immunogen is a synthetic peptide directed towards the N terminal region of human SEPT2
Target	SEPT2
Preservatives	Liquid. Purified antibody supplied in 1x PBS buffer with 0.09% (w/v) sodium azide and 2% sucrose.
Form/Appearance	Liquid. Purified antibody supplied in 1x PBS buffer with 0.09% (w/v) sodium azide and 2% sucrose.
Concentration	0.5 mg/ml
Storage	Maintain refrigerated at 2-8°C for up to 2 weeks. For long term storage store at -20°C in small aliquots to prevent freeze-thaw cycles.
Note	For research use only
Protein Sequence	Synthetic peptide located within the following region: MSKQQPTQFINPETPGYVGFANLPNQVHRKSVKKGFEFTLMVVGESGLGK
Clonality	Polyclonal
MW	41kDa
Uniprot ID	Q15019
NCBI	NP_006146
Expiration Date	12 months from date of receipt.

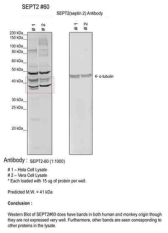

Sample Type: 1. Human Cervical Cancer Ce...

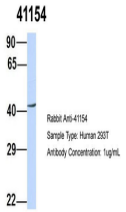

Host: Rabbit, Target Name: SEPT2, Sample...



Host: Rabbit, Target Name: SEPT2, Sample...

Biorbyt Ltd.
7 Signet Court, Swann's Road, Cambridge, CB5 8LA, United Kingdom
Email: **info@biorbyt.com** | Phone: **+44 (0) 1223 859-353** | Fax: +44 (0)1223 280 240

Biorbyt LLC.
68 TW Alexander Drive
Research Triangle Park
Durham, North Carolina
27709. United States
Email: **info@biorbyt.com** | Phone: **+1 (415) 906-5211** | Fax: +1 (415) 651-8558