
Product Datasheet

CacyBP antibody (orb556960)

Description

Rabbit polyclonal antibody to CacyBP

Species/Host

Rabbit

Reactivity

Human, Mouse

Conjugation

Unconjugated

Tested

ICC, WB

Applications
Immunogen

Recombinant protein encompassing a sequence within the center region of human CacyBP. The exact sequence is proprietary.

Target

CacyBP

Preservatives

0.01% Thimerosal. 0.1M Tris-Glycine (pH7), 20% Glycerol

Form/Appearance

Liquid: 0.1M Tris, 0.1M Glycine, 20% Glycerol (pH7). 0.01% Thimerosal was added as a preservative.

Concentration

0.94 mg/ml

Storage

Store as concentrated solution. Centrifuge briefly prior to opening vial. For short-term storage (1-2 weeks), store at 4°C. For long-term storage, aliquot and store at -20°C or below. Avoid multiple freeze-thaw cycles.

Note

For research use only

Application notes

Positive control: Mouse brain , 293T , A431 , Jurkat

Isotype

IgG

Clonality

Polyclonal

Purity

Purified by antigen-affinity chromatography.

MW

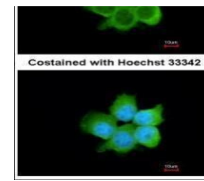
26

Uniprot ID
[Q9HB71](#)
Dilution Range

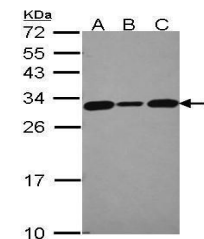
WB: 1:500-1:3000 , IF: 1:100-1:1000

Expiration Date

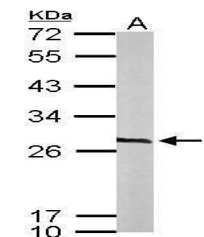
12 months from date of receipt.



Immunofluorescence analysis of A431 cell...



Western blot analysis of 293T(Lane 1), A...



Western blot analysis of 293T(Lane 1), A...