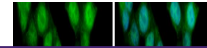

Product Datasheet

ataxin 3 Antibody (orb556940)

Description

Rabbit polyclonal antibody to Ataxin 3


Species/Host

Rabbit

Reactivity

Human, Mouse, Zebrafish

Conjugation

Unconjugated

Tested

IHC-P, IP, WB

Applications

Immunofluorescence analysis of 293T cell...

Immunogen

Recombinant protein encompassing a sequence within the center region of human Ataxin 3. The exact sequence is proprietary.

Target

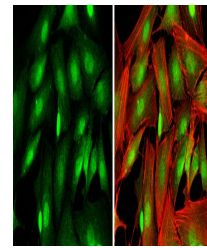
Ataxin 3

Preservatives

0.025% ProClin 300. 1XPBS (pH7), 1% rAlbumin, 20% Glycerol

Form/Appearance

Liquid: 1XPBS, 20% Glycerol (pH7). 0.025% ProClin 300 was added as a preservative.



Immunofluorescence analysis of SK-N-SH C...

Concentration

0.98 mg/ml

Storage

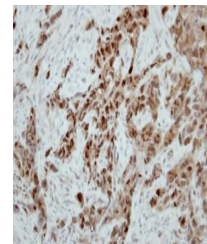
Store as concentrated solution. Centrifuge briefly prior to opening vial. For short-term storage (1-2 weeks), store at 4°C. For long-term storage, aliquot and store at -20°C or below. Avoid multiple freeze-thaw cycles.

Note

For research use only

Application notes

Positive control: mouse brain , human Ataxin3-transfected 293T



Immunohistochemical staining of H661 xen...

Isotype

IgG

Clonality

Polyclonal

Purity

Purified by antigen-affinity chromatography.

MW

42

Uniprot ID
[P54252](https://www.uniprot.org/uniprot/P54252)
Dilution Range

WB: 1:500-1:3000 , IF: 1:100-1:1000 , IHC-P: 1:100-1:1000

Expiration Date

12 months from date of receipt.