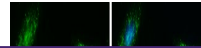

Product Datasheet

hydroxysteroid 17-beta dehydrogenase 4 Antibody (orb556938)

Description

Rabbit polyclonal antibody to HSD17B4


Species/Host

Rabbit

Reactivity

Human, Mouse

Conjugation

Unconjugated

Tested

ICC, IHC-P, WB

Applications

Immunofluorescence analysis of HeLa cell...

Immunogen

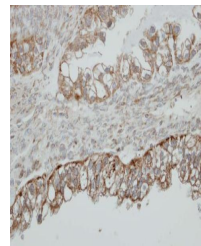
Recombinant protein encompassing a sequence within the N-terminus region of human HSD17B4. The exact sequence is proprietary.

Target

HSD17B4

Preservatives

0.01% Thimerosal. 0.1M Tris-Glycine (pH7), 20% Glycerol


Form/Appearance

Liquid: 0.1M Tris, 0.1M Glycine, 20% Glycerol (pH7). 0.01% Thimerosal was added as a preservative.

Immunohistochemical staining of human ov...

Concentration

0.66 mg/ml

Storage

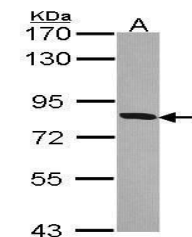
Store as concentrated solution. Centrifuge briefly prior to opening vial. For short-term storage (1-2 weeks), store at 4°C. For long-term storage, aliquot and store at -20°C or below. Avoid multiple freeze-thaw cycles.

Note

For research use only

Application notes

Positive control: Mouse brain , HeLa



Western blot analysis of HeLa cells usin...

Isotype

IgG

Clonality

Polyclonal

Purity

Purified by antigen-affinity chromatography.

MW

80

Uniprot ID
[P51659](https://www.uniprot.org/uniprot/P51659)
Dilution Range

WB: 1:500-1:3000 , IF: 1:100-1:1000 , IHC-P: 1:100-1:1000

Expiration Date

12 months from date of receipt.