

## Product Datasheet

### PGM3 antibody (orb556925)

**Description**

Rabbit polyclonal antibody to PGM3

**Species/Host**

Rabbit

**Reactivity**

Human, Mouse

**Conjugation**

Unconjugated

**Tested**

ICC, WB

**Applications**
**Immunogen**

Recombinant protein encompassing a sequence within the center region of human PGM3. The exact sequence is proprietary.

**Target**

PGM3

**Preservatives**

0.01% Thimerosal. 0.1M Tris-Glycine (pH7), 20% Glycerol

**Form/Appearance**

Liquid: 0.1M Tris, 0.1M Glycine, 20% Glycerol (pH7). 0.01% Thimerosal was added as a preservative.

**Concentration**

0.73 mg/ml

**Storage**

Store as concentrated solution. Centrifuge briefly prior to opening vial. For short-term storage (1-2 weeks), store at 4°C. For long-term storage, aliquot and store at -20°C or below. Avoid multiple freeze-thaw cycles.

**Note**

For research use only

**Application notes**

Positive control: Mouse brain , Jurkat

**Isotype**

IgG

**Clonality**

Polyclonal

**Purity**

Purified by antigen-affinity chromatography.

**MW**

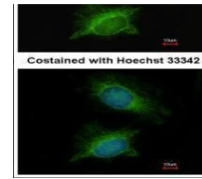
60

**Uniprot ID**
[O95394](#)
**Dilution Range**


WB: 1:500-1:3000 , IF: 1:100-1:1000

**Expiration Date**


12 months from date of receipt.



Immunofluorescence analysis of HeLa cell...



Western blot analysis of Jurkat lysate u...



Western blot analysis of mouse brain usi...