

---

## Product Datasheet

### CD41 antibody (orb556881)

**Description**

Rabbit polyclonal antibody to CD41

**Species/Host**

Rabbit

**Reactivity**

Human, Mouse

**Conjugation**

Unconjugated

**Tested Applications**

ICC, IHC-Fr, IHC-P, WB

**Immunogen**

Recombinant protein encompassing a sequence within the center region of human CD41. The exact sequence is proprietary.

**Target**

CD41

**Preservatives**

0.025% ProClin 300. 1XPBS (pH7), 1% rAlbumin, 20% Glycerol

**Form/Appearance**

Liquid: 1XPBS, 20% Glycerol (pH7). 0.025% ProClin 300 was added as a preservative.

**Concentration**

0.25 mg/ml

**Storage**

Store as concentrated solution. Centrifuge briefly prior to opening vial. For short-term storage (1-2 weeks), store at 4°C. For long-term storage, aliquot and store at -20°C or below. Avoid multiple freeze-thaw cycles.

**Note**

For research use only

**Application notes**

Positive control: A549

**Isotype**

IgG

**Clonality**

Polyclonal

**Purity**

Purified by antigen-affinity chromatography.

**MW**

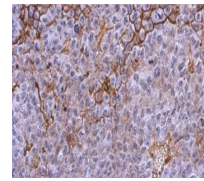
113

**Uniprot ID**
[P08514](https://www.uniprot.org/uniprot/P08514)
**Dilution Range**

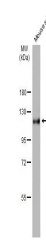
WB: 1:500-1:3000 , IHC-P: 1:100-1:1000

**Expiration Date**

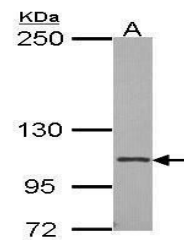
12 months from date of receipt.



Immunohistochemical staining of PC13 xen...



Western blot analysis of Mouse tissue us...



Western blot analysis of A549 cells usin...