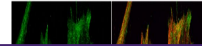

Product Datasheet

Aspartoacylase antibody (orb556848)

Description

Rabbit polyclonal antibody to Aspartoacylase


Species/Host

Rabbit

Reactivity

Human, Monkey, Mouse

Conjugation

Unconjugated

Tested

ICC, IHC-Fr, IHC-P, WB

Applications
Immunogen

Recombinant protein encompassing a sequence within the center region of human Aspartoacylase. The exact sequence is proprietary.

Target

Aspartoacylase

Preservatives

0.025% ProClin 300, 1XPBS (pH7), 20% Glycerol

Form/Appearance

Liquid: 0.1M Tris, 0.1M Glycine, 10% Glycerol (pH7). 0.01% Thimerosal was added as a preservative.

Concentration

1 mg/ml

Storage

Store as concentrated solution. Centrifuge briefly prior to opening vial. For short-term storage (1-2 weeks), store at 4°C. For long-term storage, aliquot and store at -20°C or below. Avoid multiple freeze-thaw cycles.

Note

For research use only

Application notes

Positive control: ASPA-transfected 293T

Isotype

IgG

Clonality

Polyclonal

Purity

Purified by antigen-affinity chromatography.

MW

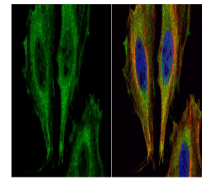
36

Uniprot ID
[P45381](https://www.uniprot.org/entry/P45381)
Dilution Range

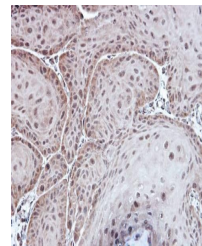
WB: 1:5000-1:20000, IF: 1:100-1:1000, IHC-P: 1:100-1:1000

Expiration Date


12 months from date of receipt.



Immunofluorescence analysis of HeLa cell...



Immunohistochemical staining of Cal27 Xe...



Western blot analysis of Molt-4(Lane 1),...