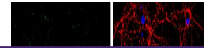

Product Datasheet

glutamate decarboxylase 2 Antibody (orb556836)

Description

Rabbit polyclonal antibody to GAD65


Species/Host

Rabbit

Reactivity

Human, Mouse, Rat

Conjugation

Unconjugated

Tested

ICC, IHC-P, WB

Applications
Immunogen

Recombinant protein encompassing a sequence within the C-terminus region of human GAD65. The exact sequence is proprietary.

Target

GAD65

Preservatives

0.025% ProClin 300, 1XPBS (pH7), 1% rAlbumin, 20% Glycerol

Form/Appearance

Liquid: 1XPBS, 20% Glycerol (pH7). 0.025% ProClin 300 was added as a preservative.

Concentration

0.93 mg/ml

Storage

Store as concentrated solution. Centrifuge briefly prior to opening vial. For short-term storage (1-2 weeks), store at 4°C. For long-term storage, aliquot and store at -20°C or below. Avoid multiple freeze-thaw cycles.

Note

For research use only

Isotype

IgG

Clonality

Polyclonal

Purity

Purified by antigen-affinity chromatography.

MW

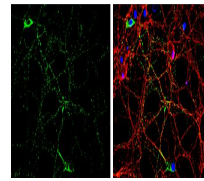
65

Uniprot ID
[Q05329](https://www.uniprot.org/entry/Q05329)
Dilution Range

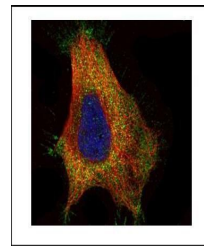
WB: 1:500-1:3000, IF: 1:100-1:1000, IHC-P: 1:100-1:1000

Expiration Date

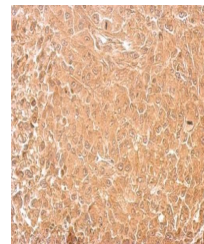
12 months from date of receipt.



Immunofluorescence analysis of hippocamp...



Immunofluorescence analysis of HeLa cell...



Immunohistochemical staining of RT2 xeno...