
Product Datasheet

alpha Actinin 4 antibody (orb556835)

Description

Rabbit polyclonal antibody to alpha Actinin 4

Species/Host

Rabbit

Reactivity

Human, Mouse, Rat

Conjugation

Unconjugated

Tested

ICC, IHC-P, WB

Applications
Immunogen

Recombinant protein encompassing a sequence within the center region of human alpha Actinin 4. The exact sequence is proprietary.

Target

alpha Actinin 4

Preservatives

0.01% Thimerosal. 0.1M Tris-Glycine (pH7), 10% Glycerol

Form/Appearance

Liquid: 0.1M Tris, 0.1M Glycine, 10% Glycerol (pH7). 0.01% Thimerosal was added as a preservative.

Concentration

1.03 mg/ml

Storage

Store as concentrated solution. Centrifuge briefly prior to opening vial. For short-term storage (1-2 weeks), store at 4°C. For long-term storage, aliquot and store at -20°C or below. Avoid multiple freeze-thaw cycles.

Note

For research use only

Application notes

Positive control: Mouse brain , PC-12 , A431 , HepG2 , NIH-3T3

Isotype

IgG

Clonality

Polyclonal

Purity

Purified by antigen-affinity chromatography.

MW

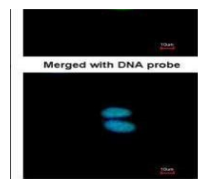
105

Uniprot ID
[Q43707](https://www.uniprot.org/uniprot/Q43707)
Dilution Range

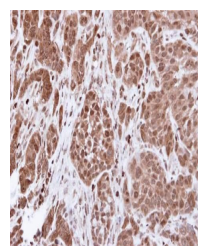
WB: 1:500-1:3000 , IF: 1:100-1:1000 , IHC-P: 1:100-1:1000

Expiration Date


12 months from date of receipt.



Immunofluorescence analysis of HeLa cell...



Immunohistochemical staining of A549 xen...



Western blot analysis of A431(Lane 1), H...