


---

## Product Datasheet

### Cytokeratin 34 antibody (orb556802)

**Description**

Rabbit polyclonal antibody to Cytokeratin 34


**Species/Host**

Rabbit

**Reactivity**

Human

**Conjugation**

Unconjugated

**Tested**

ICC, WB

**Applications**
**Immunogen**

Recombinant protein encompassing a sequence within the center region of human Cytokeratin 34. The exact sequence is proprietary.

**Target**

Cytokeratin 34

**Preservatives**

0.01% Thimerosal. 0.1M Tris-Glycine (pH7), 10% Glycerol

**Form/Appearance**

Liquid: 0.1M Tris, 0.1M Glycine, 10% Glycerol (pH7). 0.01% Thimerosal was added as a preservative.

**Concentration**

1 mg/ml

**Storage**

Store as concentrated solution. Centrifuge briefly prior to opening vial. For short-term storage (1-2 weeks), store at 4°C. For long-term storage, aliquot and store at -20°C or below. Avoid multiple freeze-thaw cycles.

**Note**

For research use only

**Application notes**

Positive control: HeLa

**Isotype**

IgG

**Clonality**

Polyclonal

**Purity**

Purified by antigen-affinity chromatography.

**MW**

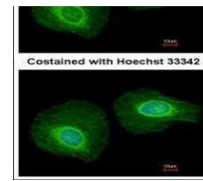
49

**Uniprot ID**
[O76011](https://www.uniprot.org/uniprot/O76011)
**Dilution Range**

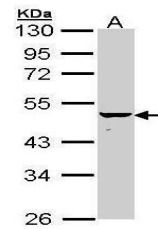
WB: 1:500-1:3000 , IF: 1:100-1:1000

**Expiration Date**

12 months from date of receipt.



Immunofluorescence analysis of HeLa cell...



Western blot analysis of HeLa cells usin...