
Product Datasheet

MGAT3 antibody (orb556791)

Description

Rabbit polyclonal antibody to MGAT3

Species/Host

Rabbit

Reactivity

Human, Mouse

Conjugation

Unconjugated

Tested

ICC, IHC-P, WB

Applications
Immunogen

Recombinant protein encompassing a sequence within the center region of human MGAT3. The exact sequence is proprietary.

Target

MGAT3

Preservatives

0.01% Thimerosal. 0.1M Tris-Glycine (pH7), 10% Glycerol

Form/Appearance

Liquid: 0.1M Tris, 0.1M Glycine, 10% Glycerol (pH7). 0.01% Thimerosal was added as a preservative.

Concentration

0.96 mg/ml

Storage

Store as concentrated solution. Centrifuge briefly prior to opening vial. For short-term storage (1-2 weeks), store at 4°C. For long-term storage, aliquot and store at -20°C or below. Avoid multiple freeze-thaw cycles.

Note

For research use only

Application notes

Positive control: HeLa , HepG2

Isotype

IgG

Clonality

Polyclonal

Purity

Purified by antigen-affinity chromatography.

MW


61

Uniprot ID
[Q09327](https://www.uniprot.org/uniprot/Q09327)
Dilution Range

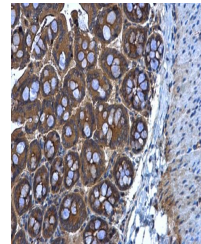
WB: 1:500-1:3000 , IF: 1:100-1:1000 , IHC-P: 1:100-1:1000

Expiration Date

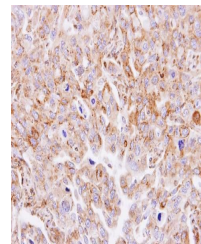
12 months from date of receipt.



Immunofluorescence analysis of HeLa cell...



Immunohistochemical staining of mouse in...



Immunohistochemical staining of SW480 Xe...