
Product Datasheet

PCNP antibody (orb556782)

Description

Rabbit polyclonal antibody to PCNP

Species/Host

Rabbit

Reactivity

Human

Conjugation

Unconjugated

Tested

IHC-P, WB

Applications
Immunogen

Carrier-protein conjugated synthetic peptide encompassing a sequence within the N-terminus region of human PCNP. The exact sequence is proprietary.

Target

PCNP

Preservatives

0.01% Thimerosal. 1XPBS (pH7), 10% Glycerol

Form/Appearance

Liquid: 1XPBS, 10% Glycerol (pH7). 0.01% Thimerosal was added as a preservative.

Concentration

1 mg/ml

Storage

Store as concentrated solution. Centrifuge briefly prior to opening vial. For short-term storage (1-2 weeks), store at 4°C. For long-term storage, aliquot and store at -20°C or below. Avoid multiple freeze-thaw cycles.

Note

For research use only

Application notes

Positive control: H1299 , HeLa

Isotype

IgG

Clonality

Polyclonal

Purity

Purified by antigen-affinity chromatography.

MW

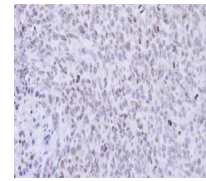
19

Uniprot ID
[Q8WW12](#)
Dilution Range


WB: 1:500-1:3000 , IHC-P: 1:100-1:1000

Expiration Date


12 months from date of receipt.



Immunohistochemical staining of H1299 xe...



Western blot analysis of H1299(Lane 1), ...



Western blot analysis of H1299(Lane 1), ...