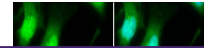

Product Datasheet

ULK2 antibody (orb556750)

Description

Rabbit polyclonal antibody to ULK2


Species/Host

Rabbit

Reactivity

Human, Mouse, Rat

Conjugation

Unconjugated

Tested

ICC, IHC-P, WB

Applications
Immunogen

Recombinant protein encompassing a sequence within the C-terminus region of human ULK2. The exact sequence is proprietary.

Target

ULK2

Preservatives

0.025% ProClin 300, 1XPBS (pH7), 1% rAlbumin, 20% Glycerol

Form/Appearance

Liquid: 1XPBS, 20% Glycerol (pH7). 0.025% ProClin 300 was added as a preservative.

Concentration

1 mg/ml

Storage

Store as concentrated solution. Centrifuge briefly prior to opening vial. For short-term storage (1-2 weeks), store at 4°C. For long-term storage, aliquot and store at -20°C or below. Avoid multiple freeze-thaw cycles.

Note

For research use only

Application notes

Positive control: NT2D1, Neuro2A, NIH-3T3, Raw264.7, C2C12

Isotype

IgG

Clonality

Polyclonal

Purity

Purified by antigen-affinity chromatography.

MW

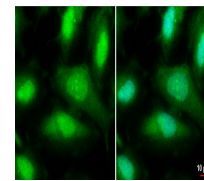
113

Uniprot ID
[Q8IYT8](https://www.uniprot.org/uniprot/Q8IYT8)
Dilution Range

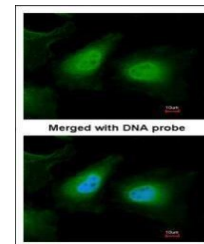
WB: 1:500-1:3000, IF: 1:100-1:1000, IHC-P: 1:100-1:1000

Expiration Date

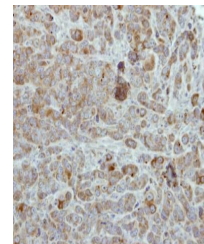
12 months from date of receipt.



Immunofluorescence analysis of HeLa cell...



Immunofluorescence analysis of HeLa cell...



Immunohistochemical staining of MCF7 xen...