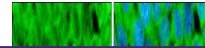

Product Datasheet

CaMKII delta antibody (orb556746)

Description

Rabbit polyclonal antibody to CaMKII delta


Species/Host

Rabbit

Reactivity

Human, Mouse, Rabbit, Rat, Zebrafish

Conjugation

Unconjugated

Tested

ICC, IHC-P, IP, WB

Applications
Immunogen

Recombinant protein encompassing a sequence within the center region of human CaMKII delta. The exact sequence is proprietary.

Target

CaMKII delta

Preservatives

0.025% ProClin 300, 1XPBS (pH7), 20% Glycerol

Form/Appearance

Liquid: 1XPBS, 1% rAlbumin, 20% Glycerol (pH7). 0.025% ProClin 300 was added as a preservative.

Concentration

0.41 mg/ml

Storage

Store as concentrated solution. Centrifuge briefly prior to opening vial. For short-term storage (1-2 weeks), store at 4°C. For long-term storage, aliquot and store at -20°C or below. Avoid multiple freeze-thaw cycles.

Note

For research use only

Application notes

Positive control: A549, H1299, HCT116, 293T, A431, HeLa, HepG2, mouse brain, rat brain

Isotype

IgG

Clonality

Polyclonal

Purity

Purified by antigen-affinity chromatography.

MW

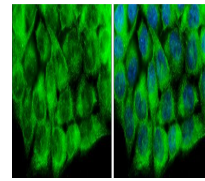
56

Uniprot ID
[Q13557](https://www.uniprot.org/entry/Q13557)
Dilution Range

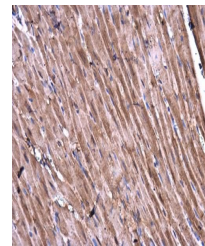
WB: 1:500-1:50000, IF: 1:100-1:1000, IHC-P: 1:100-1:1000, IP: 1:100-1:500

Expiration Date

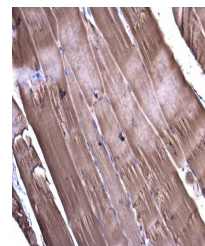
12 months from date of receipt.



Immunofluorescence analysis of HCT116 ce...



Immunohistochemical staining of rat hear...



Immunohistochemical staining of mouse mu...