

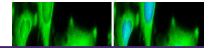
---

## Product Datasheet

### HSP70 antibody (orb556728)

**Description**

Rabbit polyclonal antibody to HSP70


**Species/Host**

Rabbit

**Reactivity**

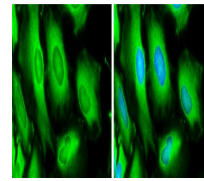
Human, Monkey, Mouse, Other, Rat

**Conjugation**

Unconjugated

**Tested**

ICC, IHC-P, IP, WB

**Applications**


Immunofluorescence analysis of HeLa cell...

**Immunogen**

Recombinant protein encompassing a sequence within the center region of human HSP70 1A. The exact sequence is proprietary.

**Target**

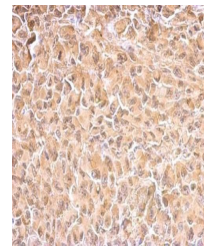
HSP70

**Preservatives**

0.025% ProClin 300. 1XPBS pH 7, 20% Glycerol

**Form/Appearance**

Liquid: 1XPBS, 20% Glycerol (pH7). 0.025% ProClin 300 was added as a preservative.



Immunohistochemical staining of H1299 xe...

**Concentration**

0.73 mg/ml

**Storage**

Store as concentrated solution. Centrifuge briefly prior to opening vial. For short-term storage (1-2 weeks), store at 4°C. For long-term storage, aliquot and store at -20°C or below. Avoid multiple freeze-thaw cycles.

**Note**

For research use only

**Application notes**

Positive control: Jurkat , Raji , A431 , HeLa , HepG2 , H1299 , HCT116 , MCF-7 , NT2D1 , PC-3 , U87-MG , NIH-3T3 , Mouse brain , PC-12 , Rat brain , 293T

**Isotype**

IgG

**Clonality**

Polyclonal

**Purity**

Purified by antigen-affinity chromatography.

**MW**

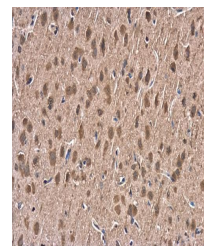
70

**Uniprot ID**
[P0DMV8](#), [P0DMV9](#)
**Dilution Range**

WB: 1:5000-1:20000 , IF: 1:100-1:1000 , IHC-P: 1:100-1:1000 , IP: 1:500-1:1000

**Expiration Date**

12 months from date of receipt.



Immunohistochemical staining of Rat brai...