

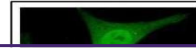
---

## Product Datasheet

### NFKB inhibitor alpha Antibody (orb556701)

**Description**

Rabbit polyclonal antibody to IKB alpha


**Species/Host**

Rabbit

**Reactivity**

Human, Mouse, Porcine

**Conjugation**

Unconjugated

**Tested Applications**

ICC, IHC-P, IP, WB

**Immunogen**

Recombinant protein encompassing a sequence within the center region of human IKB alpha. The exact sequence is proprietary.

**Target**

IKB alpha

**Preservatives**

0.025% ProClin 300, 1XPBS (pH7), 1% rAlbumin, 20% Glycerol

**Form/Appearance**

Liquid: 1XPBS, 1% rAlbumin, 20% Glycerol (pH7). 0.025% ProClin 300 was added as a preservative.

**Concentration**

0.16 mg/ml

**Storage**

Store as concentrated solution. Centrifuge briefly prior to opening vial. For short-term storage (1-2 weeks), store at 4°C. For long-term storage, aliquot and store at -20°C or below. Avoid multiple freeze-thaw cycles.

**Note**

For research use only

**Application notes**

Positive control: BCL-1, C2C12, NIH-3T3, HT-29, 293T, A431, HeLa, HepG2

**Isotype**

IgG

**Clonality**

Polyclonal

**Purity**

Purified by antigen-affinity chromatography.

**MW**

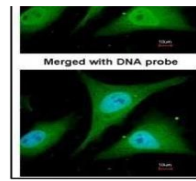
36

**Uniprot ID**
[P25963](https://www.uniprot.org/uniprot/P25963)
**Dilution Range**

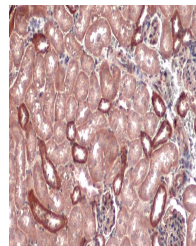
WB: 1:500-1:3000, IF: 1:100-1:1000, IHC-P: 1:100-1:1000

**Expiration Date**

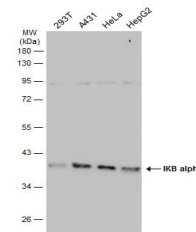
12 months from date of receipt.



Immunofluorescence analysis of HeLa cell...



Immunohistochemical staining of mouse ki...



Western blot analysis of Various whole c...