
Product Datasheet

villin 1 Antibody (orb556653)

Description

Rabbit polyclonal antibody to Villin

Species/Host

Rabbit

Reactivity

Canine, Feline, Human, Mouse, Rat

Conjugation

Unconjugated

Tested Applications

ICC, IHC-Fr, IHC-P, WB

Immunogen

Recombinant protein encompassing a sequence within the N-terminus region of human Villin. The exact sequence is proprietary.

Target

Villin

Preservatives

0.025% ProClin 300, 1XPBS (pH7), 20% Glycerol

Form/Appearance

Liquid: 1XPBS, 20% Glycerol (pH7). 0.025% ProClin 300 was added as a preservative.

Concentration

1.29 mg/ml

Storage

Store as concentrated solution. Centrifuge briefly prior to opening vial. For short-term storage (1-2 weeks), store at 4°C. For long-term storage, aliquot and store at -20°C or below. Avoid multiple freeze-thaw cycles.

Note

For research use only

Application notes

Positive control: rat kidney, mouse kidney, HepG2

Isotype

IgG

Clonality

Polyclonal

Purity

Purified by antigen-affinity chromatography.

MW

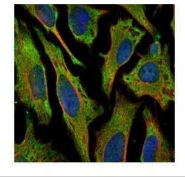

93

Uniprot ID
[P09327](https://www.uniprot.org/uniprot/P09327)
Dilution Range

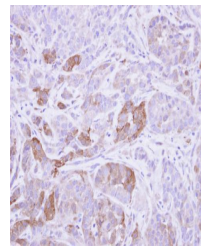
WB: 1:500-1:10000, IF: 1:100-1:1000, IHC-P: 1:100-1:1000

Expiration Date

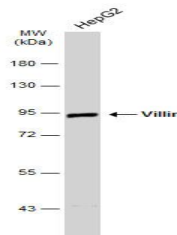
12 months from date of receipt.



Immunofluorescence analysis of HeLa cell...



Immunohistochemical staining of A549 xen...



Western blot analysis of Whole cell extr...