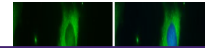

Product Datasheet

Fatty Acid Synthase antibody (orb556642)

Description

Rabbit polyclonal antibody to Fatty Acid


Species/Host

Rabbit

Reactivity

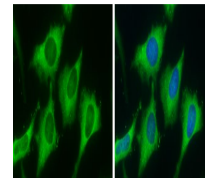
Human, Mouse, Rat

Conjugation

Unconjugated

Tested Applications

ICC, IHC-Fr, IHC-P, IP, WB



Immunofluorescence analysis of HeLa cell...

Immunogen

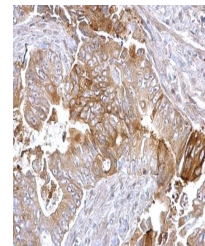
Recombinant protein encompassing a sequence within the N-terminus region of human Fatty Acid Synthase. The exact sequence is proprietary.

Target

Fatty Acid Synthase

Preservatives

0.025% ProClin 300, 1XPBS (pH7), 1% rAlbumin, 20% Glycerol



Immunohistochemical staining of human co...

Form/Appearance

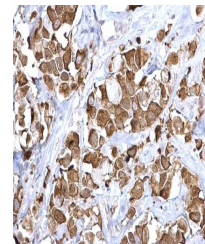
Liquid: 0.1M Tris, 0.1M Glycine, 10% Glycerol (pH7). 0.01% Thimerosal was added as a preservative.

Concentration

1 mg/ml

Storage

Store as concentrated solution. Centrifuge briefly prior to opening vial. For short-term storage (1-2 weeks), store at 4°C. For long-term storage, aliquot and store at -20°C or below. Avoid multiple freeze-thaw cycles.



Immunohistochemical staining of human br...

Note

For research use only

Application notes

Positive control: Mouse brain, Molt-4, PC-12, Rat2, 293T

Isotype

IgG

Clonality

Polyclonal

Purity

Purified by antigen-affinity chromatography.

MW

273

Uniprot ID
[P49327](https://www.uniprot.org/protein/P49327)
Dilution Range

WB: 1:500-1:3000, IF: 1:100-1:1000, IHC-P: 1:100-1:1000, IP: 1:100-1:1000

Expiration Date

12 months from date of receipt.