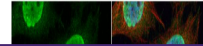

Product Datasheet

phosphoglycerate mutase 2 Antibody (orb556622)

Description

Rabbit polyclonal antibody to PGAM2


Species/Host

Rabbit

Reactivity

Human, Rat

Conjugation

Unconjugated

Tested

ICC, WB

Applications
Immunogen

Full length human PGAM2 Recombinant protein.

Target

PGAM2

Preservatives

0.01% Thimerosal. 0.1M Tris-Glycine (pH7), 10% Glycerol

Form/Appearance

Liquid: 0.1M Tris, 0.1M Glycine, 10% Glycerol (pH7). 0.01% Thimerosal was added as a preservative.

Concentration

1 mg/ml

Storage

Store as concentrated solution. Centrifuge briefly prior to opening vial. For short-term storage (1-2 weeks), store at 4°C. For long-term storage, aliquot and store at -20°C or below. Avoid multiple freeze-thaw cycles.

Note

For research use only

Application notes

Positive control: rat muscle

Isotype

IgG

Clonality

Polyclonal

Purity

Purified by antigen-affinity chromatography.

MW

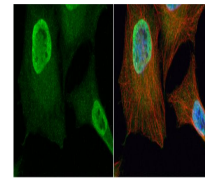
29

Uniprot ID
[P15259](https://www.uniprot.org/uniprot/P15259)
Dilution Range

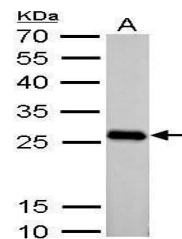
WB: 1:5000-1:20000 , IF: 1:100-1:1000

Expiration Date

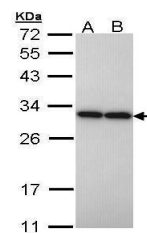
12 months from date of receipt.



Immunofluorescence analysis of HeLa cell...



Western blot analysis of H1299(Lane 1), ...



Western blot analysis of H1299(Lane 1), ...