

Product Datasheet

UFD1L antibody (orb556621)

Description

Rabbit polyclonal antibody to UFD1L


Species/Host

Rabbit

Reactivity

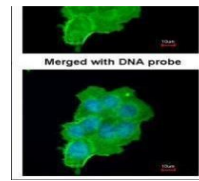
Human, Mouse

Conjugation

Unconjugated

Tested

ICC, IHC-P, WB

Applications


Immunofluorescence analysis of A431 cell...

Immunogen

Full length human UFD1L Recombinant protein.

Target

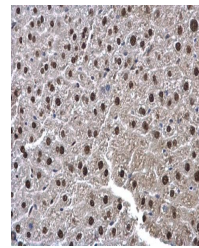
UFD1L

Preservatives

0.01% Thimerosal. 0.1M Tris-Glycine (pH7), 10% Glycerol

Form/Appearance

Liquid: 0.1M Tris, 0.1M Glycine, 10% Glycerol (pH7). 0.01% Thimerosal was added as a preservative.



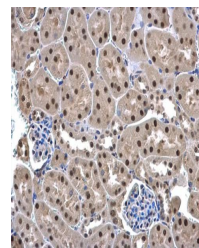
Immunohistochemical staining of mouse li...

Concentration

1.02 mg/ml

Storage

Store as concentrated solution. Centrifuge briefly prior to opening vial. For short-term storage (1-2 weeks), store at 4°C. For long-term storage, aliquot and store at -20°C or below. Avoid multiple freeze-thaw cycles.



Immunohistochemical staining of mouse ki...

Note

For research use only

Application notes

Positive control: A431 , H1299 , mouse lung

Isotype

IgG

Clonality

Polyclonal

Purity

Purified by antigen-affinity chromatography.

MW

35

Uniprot ID
[Q92890](https://www.uniprot.org/entry/Q92890)
Dilution Range

WB: 1:5000-1:20000 , IF: 1:100-1:1000 , IHC-P: 1:100-1:1000

Expiration Date

12 months from date of receipt.