

Product Datasheet

**aldo-keto reductase family 1 member B10
Antibody (orb556620)**

Description

Rabbit polyclonal antibody to AKR1B10


Species/Host

Rabbit

Reactivity

Human, Mouse, Rat

Conjugation

Unconjugated

Tested Applications

ICC, IHC-P, WB

Immunogen

Full length human AKR1B10 Recombinant protein.

Target

AKR1B10

Preservatives

0.025% ProClin 300, 1XPBS (pH7), 20% Glycerol

Form/Appearance

Liquid: 0.1M Tris, 0.1M Glycine, 10% Glycerol (pH7). 0.01% Thimerosal was added as a preservative.

Concentration

1 mg/ml

Storage

Store as concentrated solution. Centrifuge briefly prior to opening vial. For short-term storage (1-2 weeks), store at 4°C. For long-term storage, aliquot and store at -20°C or below. Avoid multiple freeze-thaw cycles.

Note

For research use only

Application notes

Positive control: mouse colon, rat colon

Isotype

IgG

Clonality

Polyclonal

Purity

Purified by antigen-affinity chromatography.

MW

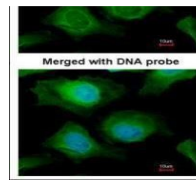
36

Uniprot ID
[O60218](https://www.uniprot.org/uniprot/O60218)
Dilution Range

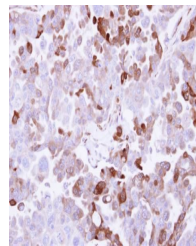
WB: 1:500-1:10000, IF: 1:100-1:1000, IHC-P: 1:100-1:1000

Expiration Date

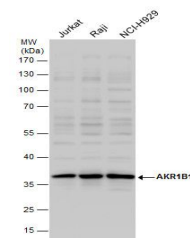
12 months from date of receipt.



Immunofluorescence analysis of HeLa cell...



Immunohistochemical staining of OVCAR3 X...



Western blot analysis of MOLT4(Lane 1), ...