
Product Datasheet

serine/threonine kinase 4 Antibody (orb556600)

Description

Rabbit polyclonal antibody to MST1

Species/Host

Rabbit

Reactivity

Human

Conjugation

Unconjugated

Tested

ICC, IHC-P, IP, WB

Applications
Immunogen

Carrier-protein conjugated synthetic peptide encompassing a sequence within the C-terminus region of human MST1. The exact sequence is proprietary.

Target

MST1

Preservatives

0.01% Thimerosal. 0.1M Tris-Glycine (pH7), 10% Glycerol

Form/Appearance

Liquid: 0.1M Tris, 0.1M Glycine, 10% Glycerol (pH7). 0.01% Thimerosal was added as a preservative.

Concentration

1 mg/ml

Storage

Store as concentrated solution. Centrifuge briefly prior to opening vial. For short-term storage (1-2 weeks), store at 4°C. For long-term storage, aliquot and store at -20°C or below. Avoid multiple freeze-thaw cycles.

Note

For research use only

Isotype

IgG

Clonality

Polyclonal

Purity

Purified by antigen-affinity chromatography.

MW

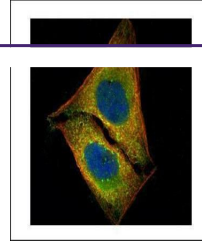
56

Uniprot ID
[Q13043](#)
Dilution Range

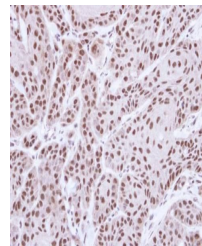
WB: 1:500-1:3000 , IF: 1:100-1:1000 , IHC-P: 1:100-1:1000 , IP: 1:100-1:500

Expiration Date

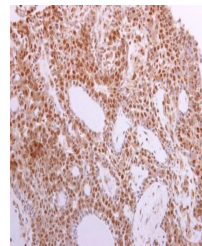
12 months from date of receipt.



Immunofluorescence analysis of U2OS cell...



Immunohistochemical staining of Cal27 Xe...



Immunohistochemical staining of human lu...