
Product Datasheet

DUSP3 antibody (orb556586)

Description

Rabbit polyclonal antibody to DUSP3


Species/Host

Rabbit

Reactivity

Human, Mouse

Conjugation

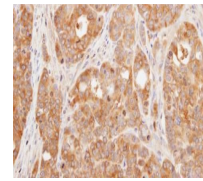
Unconjugated

Tested

IHC-P, WB

Applications

Immunohistochemical staining of N87 xeno...


Immunogen

Full length human DUSP3 Recombinant protein.

Target

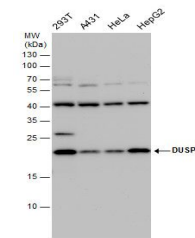
DUSP3

Preservatives

0.01% Thimerosal. 0.1M Tris-Glycine (pH7), 10% Glycerol

Form/Appearance

Liquid: 0.1M Tris, 0.1M Glycine, 10% Glycerol (pH7). 0.01% Thimerosal was added as a preservative.



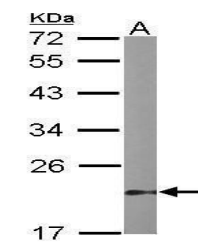
Western blot analysis of Various whole c...

Concentration

0.58 mg/ml

Storage

Store as concentrated solution. Centrifuge briefly prior to opening vial. For short-term storage (1-2 weeks), store at 4°C. For long-term storage, aliquot and store at -20°C or below. Avoid multiple freeze-thaw cycles.



Western blot analysis of mouse stomach

Note

For research use only

Application notes

Positive control: Mouse stomach , 293T , A431 , HeLa , HepG2

Isotype

IgG

Clonality

Polyclonal

Purity

Purified by antigen-affinity chromatography.

MW

20

Uniprot ID
[P51452](https://www.uniprot.org/uniprot/P51452)
Dilution Range

WB: 1:500-1:3000 , IHC-P: 1:100-1:1000

Expiration Date

12 months from date of receipt.